



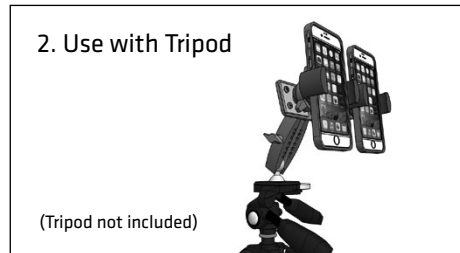
Package Contents:

- (2) RV001WR – RoadVise™ Universal Smartphone Holder
- (1) APEQUIP – Metal Equipment Mounting Plate
- (1) SP-RM200– Robust Series Mount Shaft
- (1) SP25MM17 – 25mm Ball to 17mm Ball Adapter
- (2) APAMPS17MM – 17mm Ball to 4-Hole AMPS Adapter
- (1) SP142025MM – 1/4"-20 Threaded Camera Pattern to 25mm Ball Adapter
- (1) AP015 – Horizontal Female Dual T-Slot to 4-Hole AMPS Adapter
- (1) APRM2T – 25mm Ball to Dual T-Tab Adapter
- (3) SP-12M-4M7 – Screw Pack

Monopod-style mount ideal for iPhone/smartphone live streaming on Periscope, Facebook Live, and other broadcasting platforms.

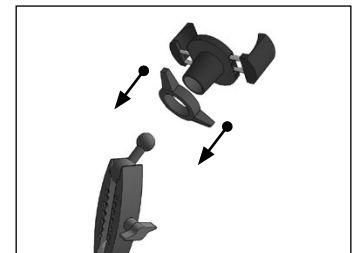
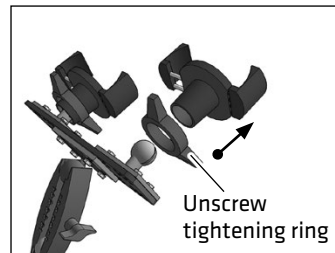
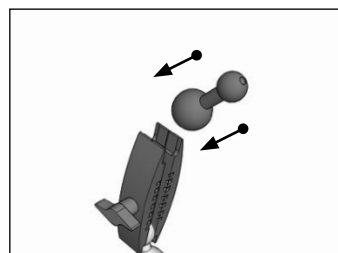
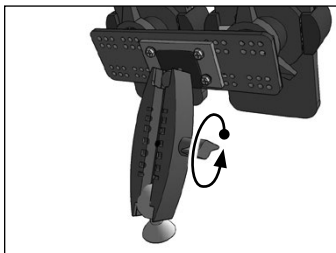
Arkon's RoadVise™ universal holders (2 included) fit all phones up to 4" wide with large or ruggedized cases.

Use Mount in 1 of 2 Ways:



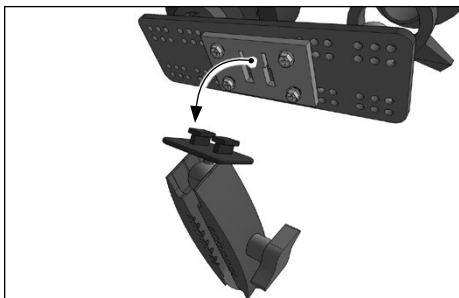
Single Phone Mount Use:

- 1 Unscrew Robust shaft knob to release it from the plate.
- 2 Replace top adapter with AP2517MM adapter.
- 3 Remove one RoadVise holder from the Dual mount.
- 4 Attach holder to Robust shaft and re-tighten ring.



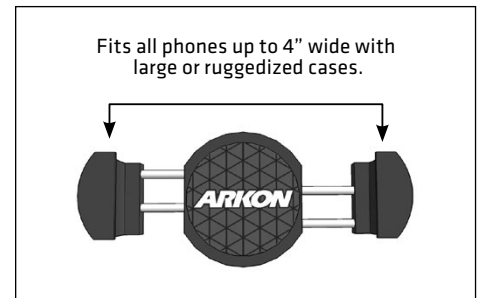
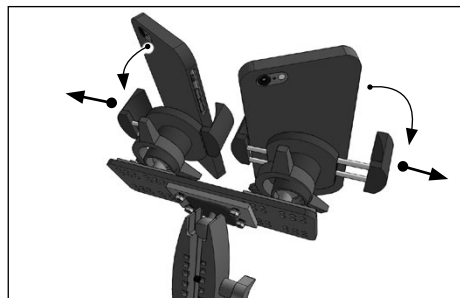
Disconnecting Shaft:

Disconnect the shaft from the plate sliding the Dual T-Tabs of adapter from the Dual T-Slots of the plate.



Inserting Phone:

Using two hands, insert phone into the holder by pushing the device into one of the spring-loaded legs. Expand the other leg and fully insert device until it lays flat against the blue rubber pad.



! Safety Precautions
Arkon is not responsible for any damages caused to your device or yourself due to the installation or use of this tripod or monopod mount.

ARKON
RESOURCES INC.

The Mobile Mounting Specialists™

Consumer Hotline:

USA (800) 841-0884

INT'L (626) 254-9005

Monday - Friday 9 am - 5 pm, PST

www.arkon.com

Arcadia, CA 91006 USA

Designed in USA | Made in USA & Taiwan

© Copyright 2017 Arkon Resources, Inc.