

CM078-SBH - Multi-Surface Sticky Suction Mount  
 TAB003 - Quick-Release Universal Tablet Holder  
 AP020 - Adhesive Mounting Disk



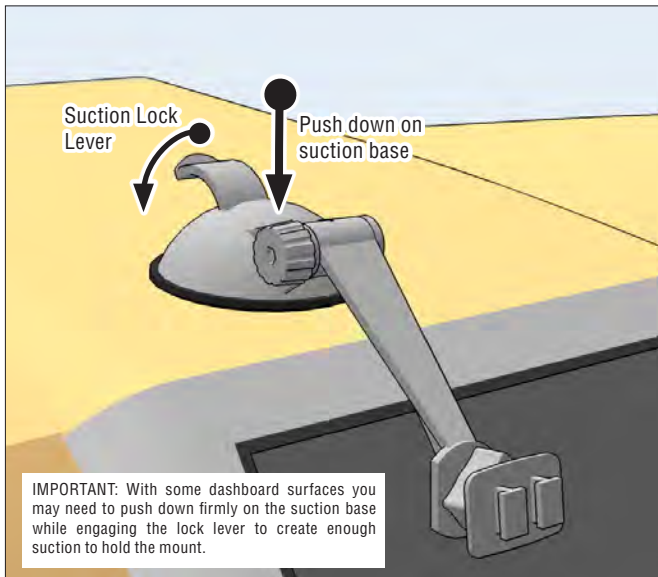
**!** Do not place mount in or near an airbag deployment zone or where it will obstruct view of the road.

**IMPORTANT:** Some dashboards with heavily textured or porous surfaces may require you to push down firmly on the suction base while engaging the suction lock lever to achieve the suction required to hold the mount in place.

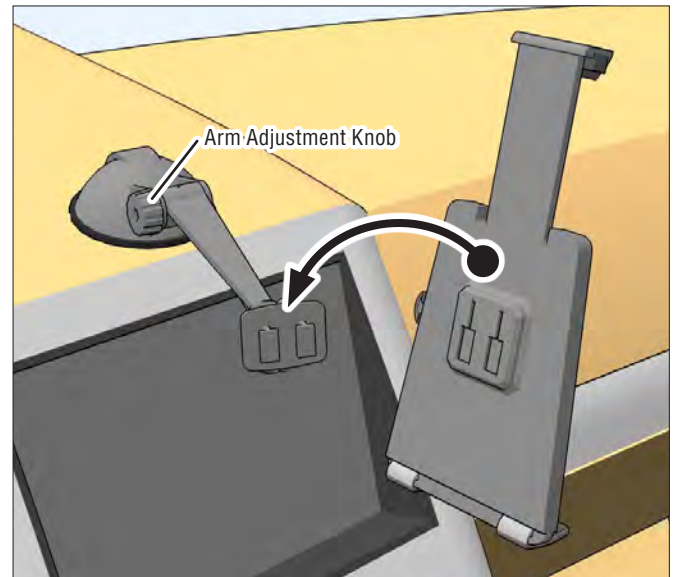
**DASHBOARD MOUNTING WARNING:** The sticky suction pedestal SHOULD NOT be used on some types of dashboards. It may leave a PERMANENT indentation on dashboard surfaces made of soft vinyl, leather, or similar materials. To prevent permanent indentation marks, use the included adhesive mounting disk when mounting on soft dashboard surfaces.

\*If the sticky suction base becomes dirty or loses stickiness, rinse under warm water and let air dry.

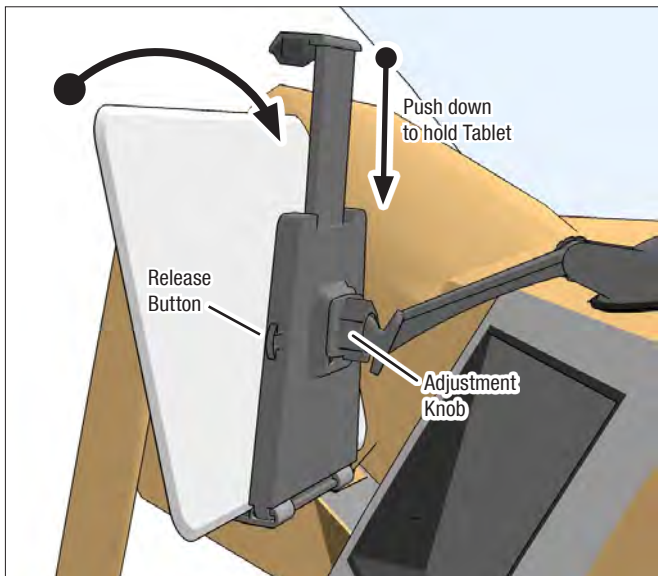
**1** Attach mount to dash or windshield and engage suction lock lever.



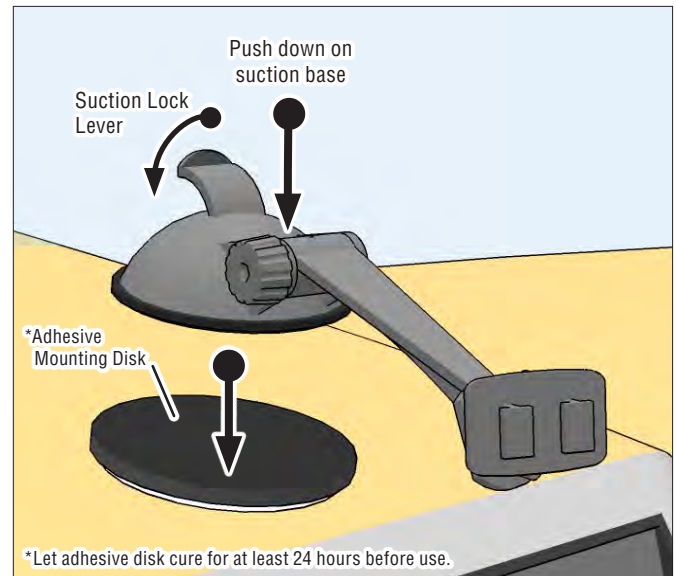
**2** Attach the tablet holder to the mount; adjust mount arm if necessary



**3** Insert tablet into holder; remove tablet by pressing quick-release button



**4** Use adhesive mounting disk\* for mounting on soft dashboards.



\*If the sticky suction base becomes dirty or loses stickiness, rinse under warm water with liquid dish soap and let air dry