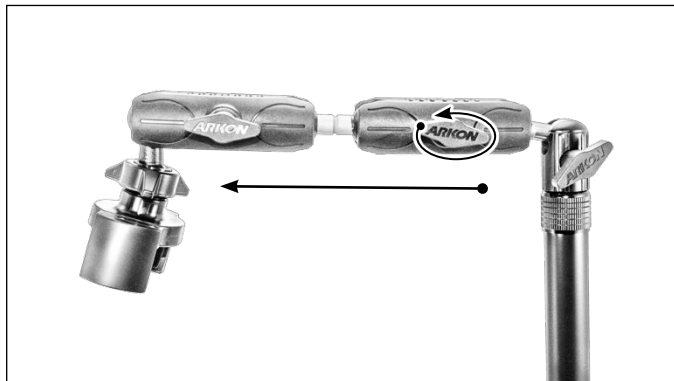




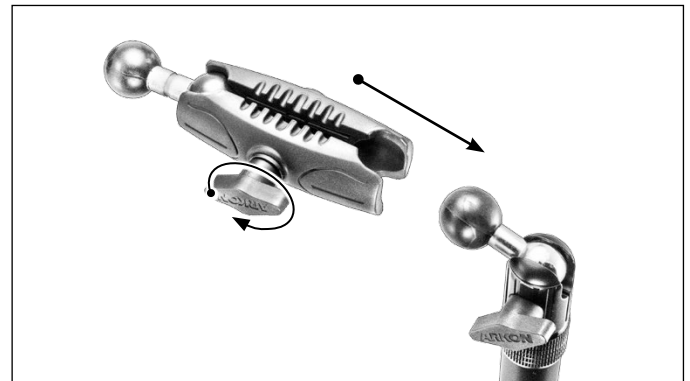
**Package Contents:**

- (1) SP-RM200 - Robust Mount Shaft
- (1) SP25MM25 - 25mm Ball to 25mm Ball Adapter

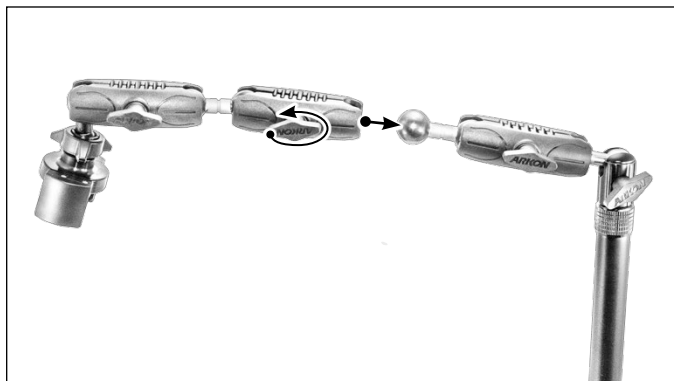
- 1** To add the extension arm and adapter to your HD8RV29 Pro Stand mount, unscrew the knob on the arm closest to the telescoping shaft by detaching the arm and holder from the rest of the mount.



- 2** Attach extension arm and adapter, then tighten knob to secure.



- 3** Re-attach arm and holder by unscrewing arm then retightening to secure.



**! Safety Precautions**  
 Arkon is not responsible for any damages caused to your device or yourself due to the installation or use of this stand.

**ARKON**  
 RESOURCES INC. *The Mobile Mounting Specialists™*

Consumer Hotline:  
 USA (800) 841-0884  
 INT'L (626) 254-9005  
 Monday - Friday 9 am - 5 pm, PST

[www.arkon.com](http://www.arkon.com)  
 Arcadia, CA 91006 USA  
 Designed in USA | Made in Taiwan  
 © Copyright 2017 Arkon Resources, Inc.