



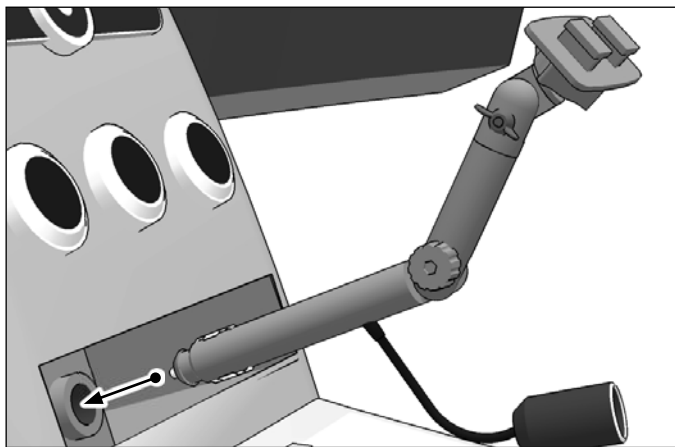
Package Contents:

SM060-2 – Slim-Grip® Ultra™ Holder

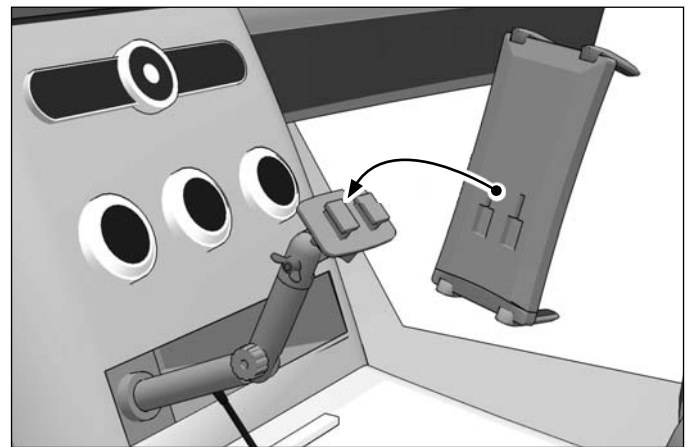
GN097-SBH – Lighter Socket Mounting Pedestal with Power Dongle

IMPORTANT: Select the appropriate short or long support legs and install to holder. For large sized smartphones such as the Galaxy Note and midsize tablets, select 4 long support legs.

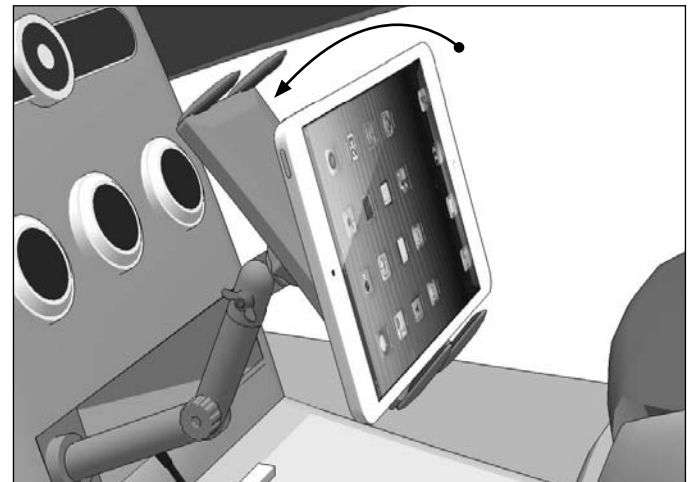
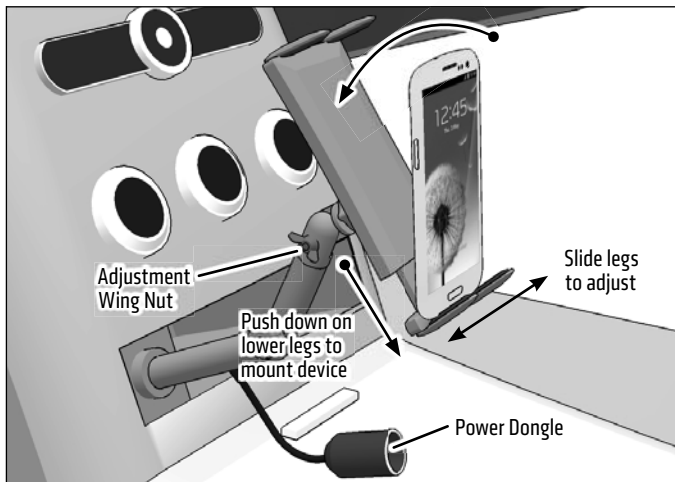
1 Insert mount into 12V power / lighter socket.



2 Attach holder to the mount by inserting the Dual T-Tabs of the mount into the holder.



3 Insert device into holder by pushing down on the lower support legs; use power dongle with a separate 12V car charger (not included) to charge device. Adjust arm position as necessary.



NOTE: If necessary, use included long legs for large devices or cases.

⚠ Safety Precaution

Arkon is not responsible for any damages caused to your vehicle, your device, or yourself due to the installation or use of this mount. Do not install Arkon products over an air bag cover or within the air bag deployment zone. Arkon Resources, Inc. assumes no responsibility of liability for injury or death as a result of car crashes and or air bag deployment.

ARKON
RESOURCES INC.

The Mobile Mounting Specialists™

Consumer Hotline:

USA (800) 841-0884

INT'L (626) 254-9005

Monday - Friday 9 am - 5 pm, PST

www.arkon.com

Arcadia, CA 91006 USA

Designed in USA | Made in Taiwan & China

© Copyright 2015 Arkon Resources, Inc.