



CM011-2



SM060-2

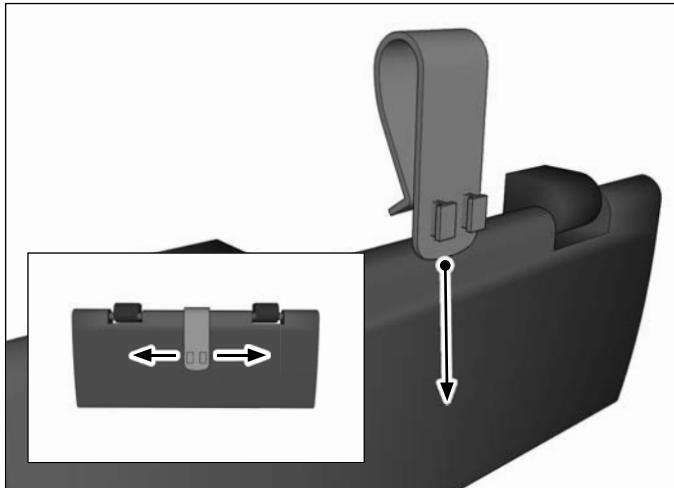
Package Contents:

CM011-2 – Sun Visor Mount

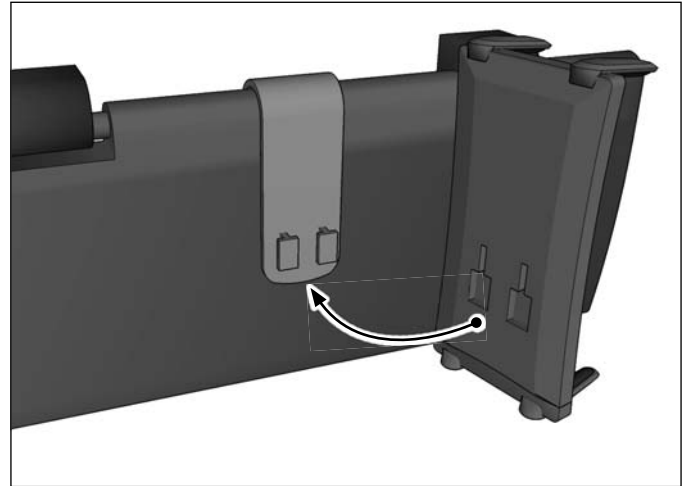
SM060-2 – Slim-Grip® Ultra™ Universal Smartphone and Tablet Holder

Holder includes 8 support legs (4 long and 4 short) for maximum versatility. For most large smartphones and midsize tablets, the best configuration is 2 short legs on the top of the holder and 2 long legs on the bottom of the holder.

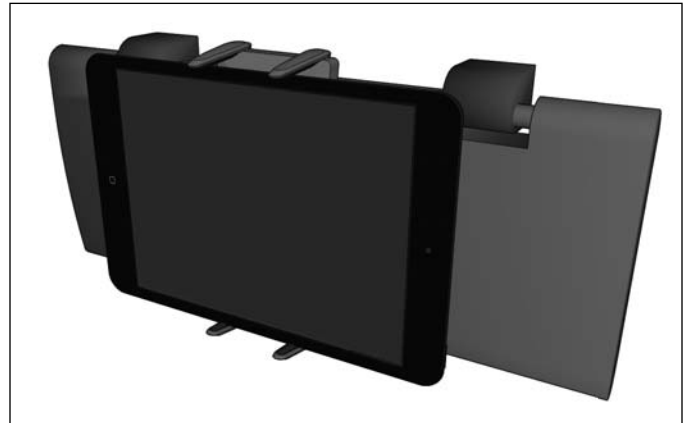
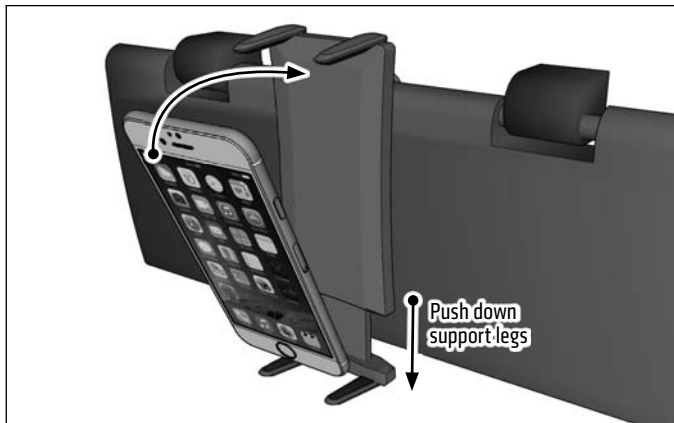
- 1 Lower the vehicle sun visor and place the clip mount over the top of the visor. Slide the mount left or right to adjust the location on the visor.



- 2 Attach the holder to the mount by inserting the Dual T-Tabs of the mount into the holder and sliding the holder down to lock.



- 3 Insert device (not included) into the mount by pushing down on the support legs and engaging the spring-loaded mechanism. Adjust support legs as necessary.



⚠ Safety Precaution

Arkon is not responsible for any damages caused to your vehicle, your device, or yourself due to the installation or use of this mount. Do not install Arkon products over an air bag cover or within the air bag deployment zone. Arkon Resources, Inc. assumes no responsibility of liability for injury or death as a result of car crashes and or air bag deployment.

ARKON
RESOURCES INC.

The Mobile Mounting Specialists™

Consumer Hotline:

USA (800) 841-0884

INT'L (626) 254-9005

Monday - Friday 9 am - 5 pm, PST

www.arkon.com

Arcadia, CA 91006 USA

Designed in USA | Made in China

© Copyright 2015 Arkon Resources, Inc.