

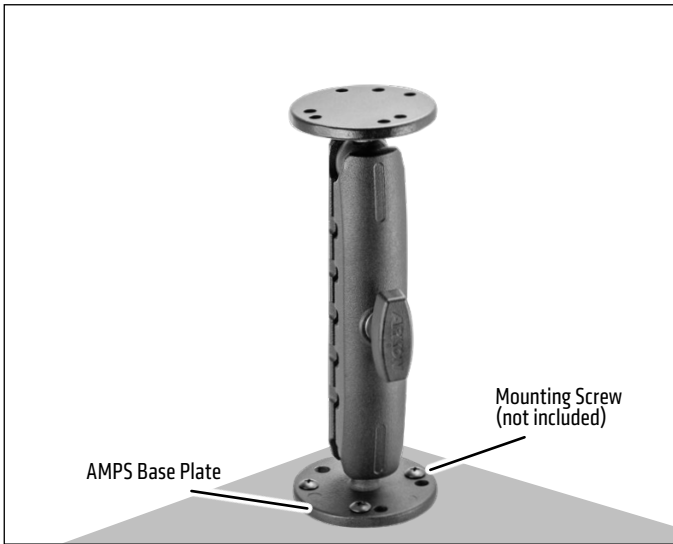


RM2XCMAMPS25

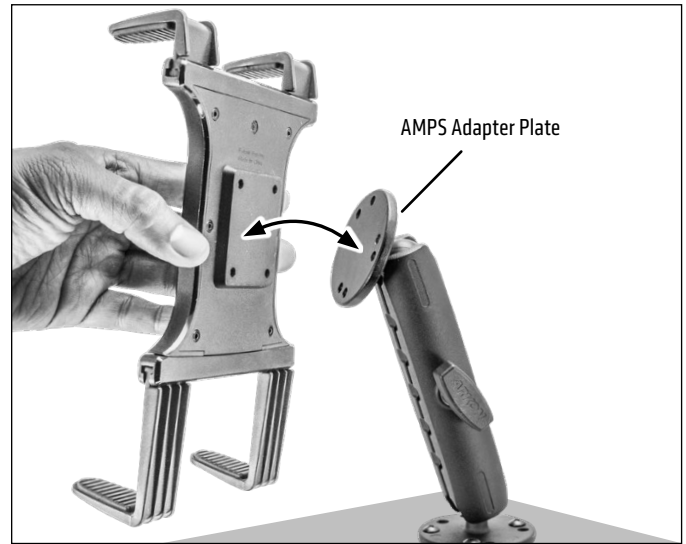
Package Contents:

RM2XCMAMPS25 – 25mm Metal Robust Circular AMPS Mount

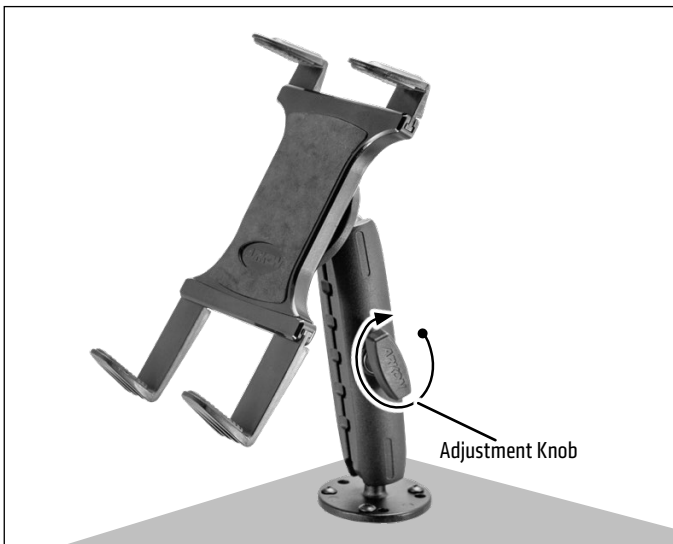
- 1 Attach the pedestal to the mounting surface through the AMPS base plate. Choose the screws (not included) that will work best on the chosen mounting surface.



- 2 Attach any AMPS-compatible device, holder, or adapter (not included, sold separately) to the AMPS adapter plate.



- 3 Loosen adjustment knob to adjust position. Retighten to set.



Safety Precautions

Do not install Arkon products over an air bag cover or within the air bag deployment zone. Arkon Resources, Inc. assumes no responsibility of liability for injury or death as a result of car crashes and / or air bag deployment. Arkon is not responsible for any damages caused to your vehicle, your device, your passengers, or yourself due to the installation or use of this mount.

ARKON MOUNTS

Consumer Hotline:

USA (800) 841-0884

INT'L (626) 254-9005

Monday - Friday 9am - 5pm, PST

www.arkon.com

Arcadia, CA 91006 USA

Designed in USA | Made in China

© Copyright 2020 Arkon Resources, Inc.