



RM0802T

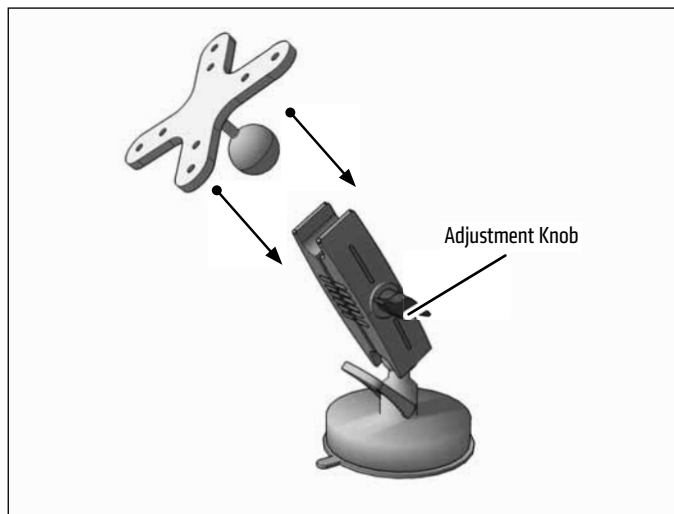


AP25MMVESA

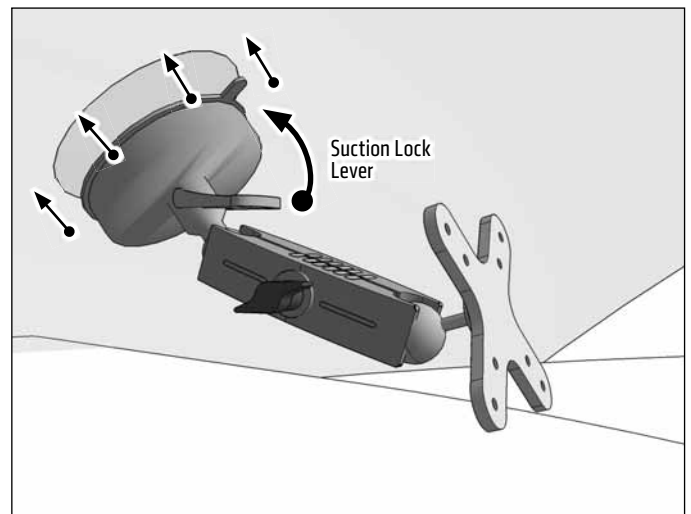
Package Contents:

- (1) RM0802T – Robust Windshield Suction Mounting Pedestal
- (1) AP25MMVESA – 25mm Ball to VESA 75 / VESA 100 Mounting Pattern

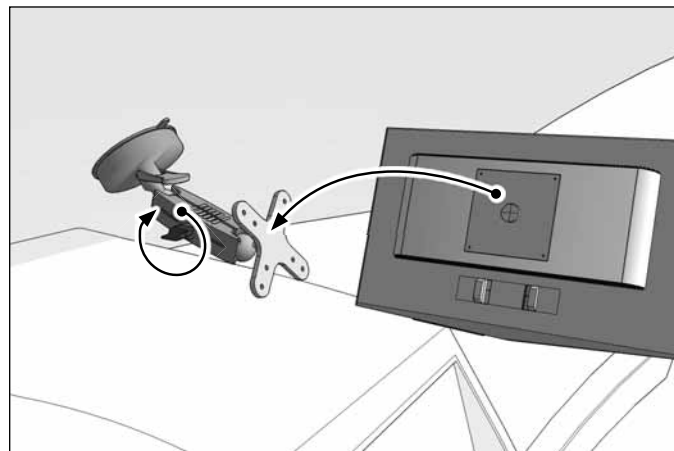
- 1 Remove the Dual-T head and attach AP25MMVESA adapter to the mount shaft as shown by loosening knob. Tighten to secure.



- 2 Attach pedestal to windshield, engage suction lock.



- 3 Attach any VESA 75/VESA 100 compatible device or holder (not included, sold separately) to the VESA plate. Loosen adjustment knob to adjust angle of pedestal and position of VESA plate. Tighten to secure.



Safety Precautions

Do not install Arkon products over an air bag cover or within the air bag deployment zone. Arkon Resources, Inc. assumes no responsibility of liability for injury or death as a result of car crashes and / or air bag deployment.

Arkon is not responsible for any damages caused to your vehicle, your device, or yourself due to the installation or use of this mount.

ARKON
RESOURCES INC.

The Mobile Mounting Specialists™

Consumer Hotline:

USA (800) 841-0884

INT'L (626) 254-9005

Monday - Friday 9 am - 5 pm, PST

www.arkon.com

Arcadia, CA 91006 USA

Designed in USA | Made in Taiwan

© Copyright 2017 Arkon Resources, Inc.