


Package Contents:

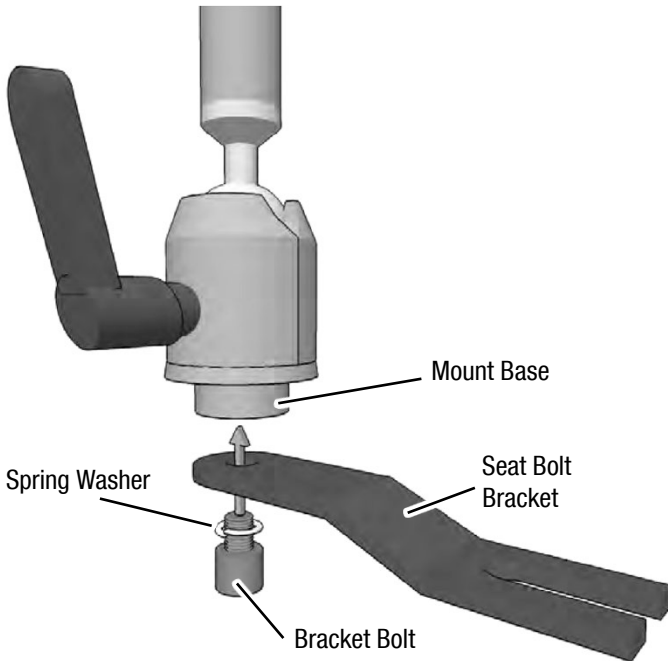
- (1) HD001AMPS - 22" Heavy-Duty Aluminum Seat Rail Mount
 Includes: (3) Seat Bolt Brackets
 (1) Bracket Bolt
 (1) Spring Washer
 (1) Hex key



 Do not place mount in or near an air bag deployment zone or where it will obstruct view of the road.

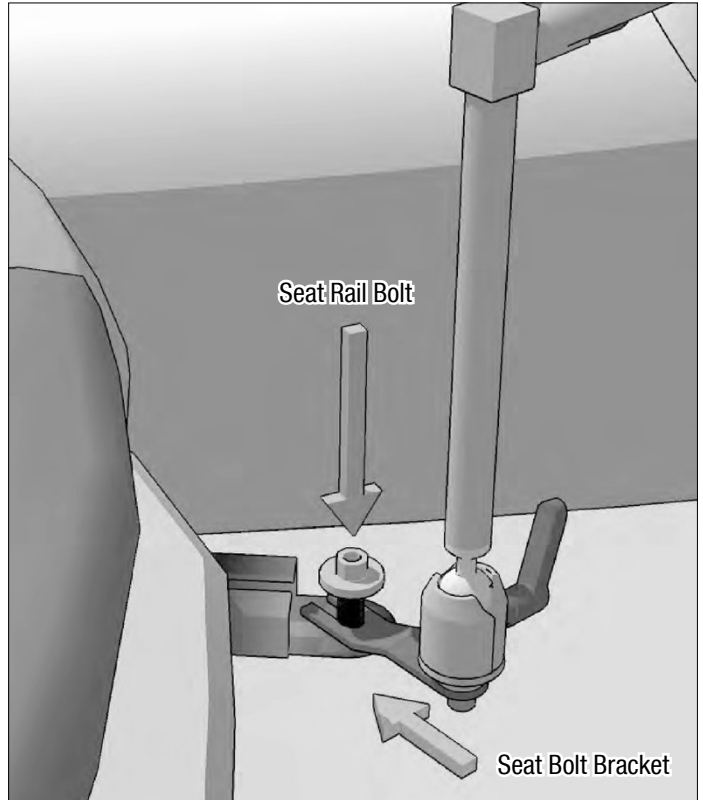
1 Attach Seat Bolt Bracket to Mount

Attach the appropriate seat bolt bracket to the mount with the included bracket bolt and hex key. Be sure to position the spring washer between the bolt and bracket as shown.



2 Attach Mount to Seat Bolt

With a socket wrench, loosen the passenger seat rail bolt, insert the seat rail bolt bracket, and retighten the seat rail bolt.



3 Attach the Holder

Attach an AMPS-compatible holder to the mount with screws.

