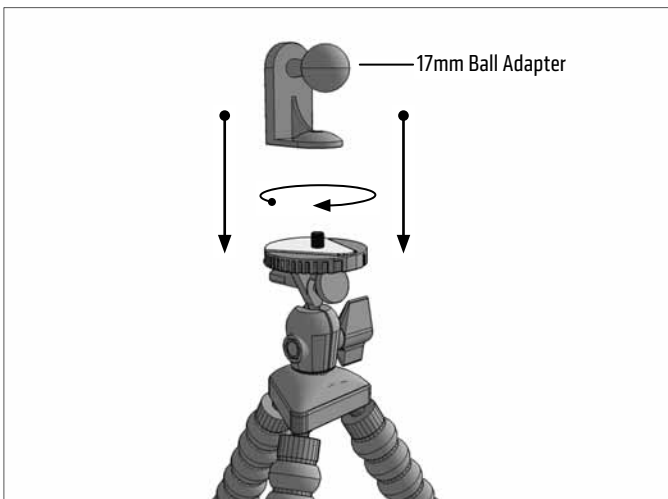




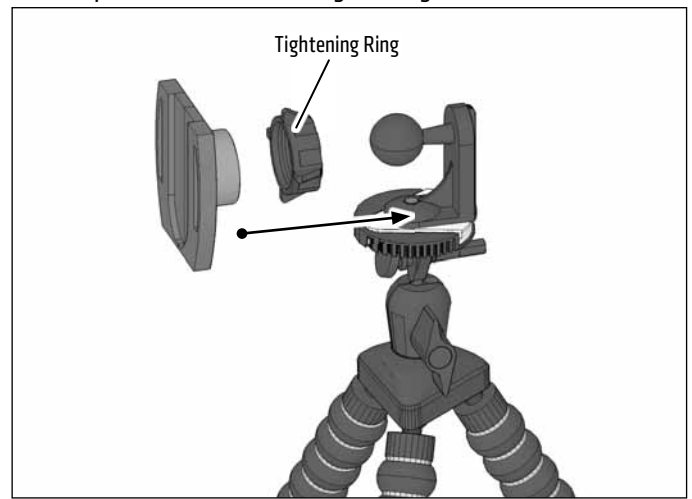
**Package Contents:**

- (1) **CMPTRIXL-B** – 11" Flexible Tripod
- (1) **CAMPOUCHXL** – Carrying Bag
- (1) **AP17MMRING** – Finger Ring to 17mm Adapter
- (1) **SPFNGRING** – Sticky Adhesive Finger Ring
- (1) **SP-SB-RING** – 17mm Tightening Ring
- (1) **AP142017MM** – 1/4"-20 Camera Pattern to 17mm Ball Adapter

**1** Screw 17mm Ball Adapter onto the tripod's 1/4"-20 mounting bolt.



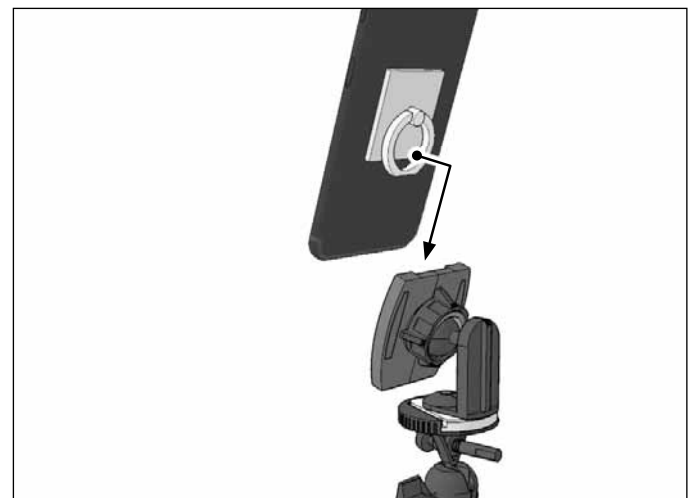
**2** Place tightening ring over the adapter mount ball, snap finger ring adapter onto the ball, then tighten ring.



**3** Remove adhesive and adhere finger ring to back of phone or other device.



**4** Slide finger ring into the slot of the finger ring adapter.



**! Safety Precautions**

Arkon is not responsible for any damages caused to your device or to yourself due to the installation or use of this mount.

**ARKON**  
RESOURCES INC.

The Mobile Mounting Specialists™

Consumer Hotline:

USA (800) 841-0884

INT'L (626) 254-9005

Monday - Friday 9 am - 5 pm, PST

[www.arkon.com](http://www.arkon.com)

Arcadia, CA 91006 USA

Designed in USA | Made in China

© Copyright 2017 Arkon Resources, Inc.