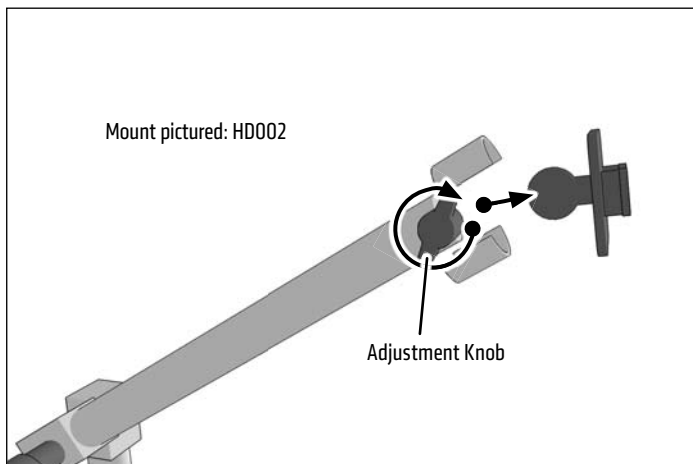


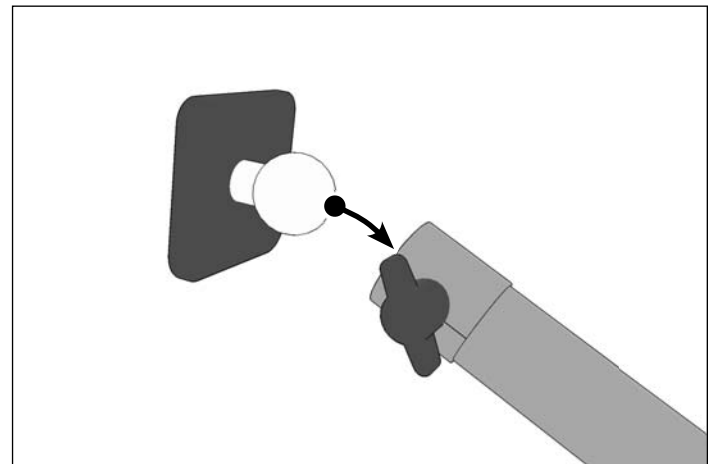
Package Contents:
 AP20MM2T – 20mm Metal Ball to Dual T-Tab Adapter

For use with Arkon's Heavy-Duty Mounting Pedestals

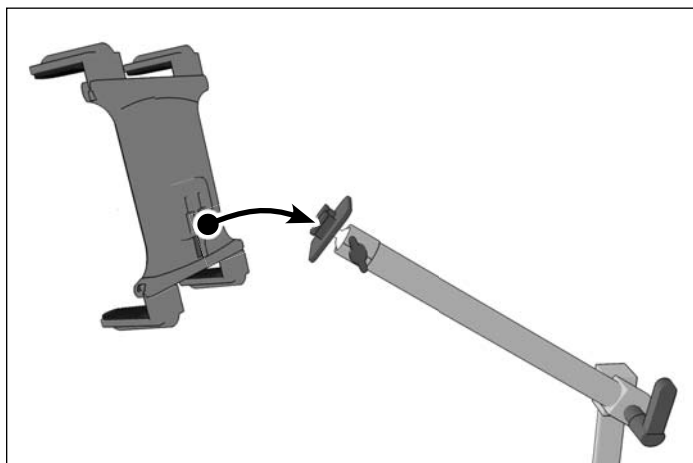
- 1 Loosen the adjustment knob to remove the plastic Dual-T head from the Arkon Heavy-Duty mount (sold separately, not included).



- 2 Insert the 20mm metal adapter ball. Retighten and adjust the angle of adapter as needed.



- 3 Attach any Arkon Dual-T holder or device (sold separately, not included), to the adapter head. Adjust angle as needed.



! Safety Precautions

Arkon is not responsible for any damages caused to your device or yourself due to the installation or use of this mount.

ARKON
 RESOURCES INC.

The Mobile Mounting Specialists™

Consumer Hotline:
 USA (800) 841-0884
 INT'L (626) 254-9005
 Monday - Friday 9 am - 5 pm, PST

www.arkon.com
 Arcadia, CA 91006 USA
 Designed in USA | Made in Taiwan
 © Copyright 2014 Arkon Resources, Inc.