



**Package Contents:**

**GN079-SBH** – Multi-Surface Sticky Suction Mount

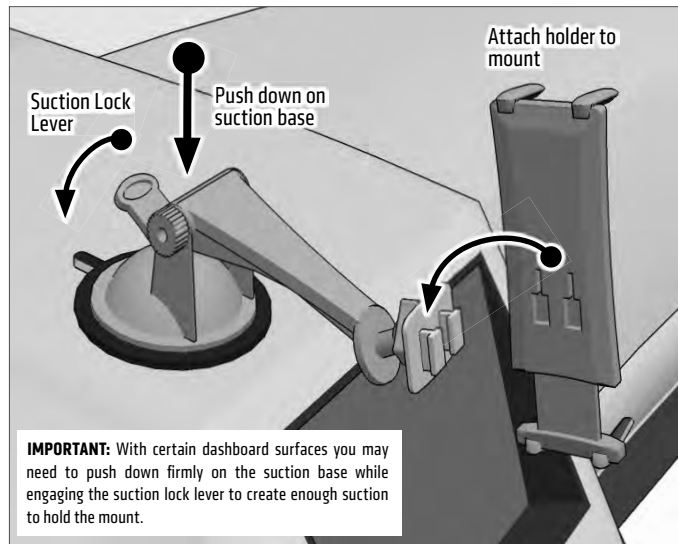
**SM060-2** – Slim-Grip® Ultra™ Holder

**AP013** – 80mm Adhesive Mounting Disk

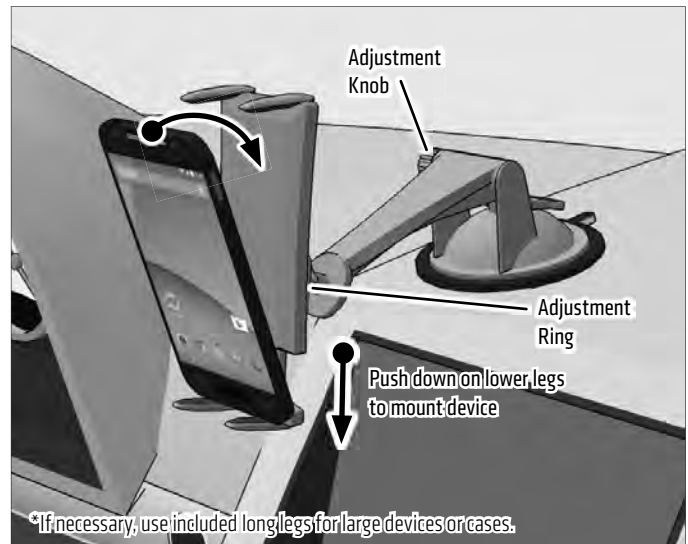
**DASHBOARD MOUNTING WARNING:** THE STICKY SUCTION PEDESTAL SHOULD NOT BE USED ON SOME TYPES OF DASHBOARDS. IT MAY LEAVE A PERMANENT INDENTATION ON DASHBOARD SURFACES MADE OF SOFT VINYL, LEATHER, OR SIMILAR MATERIALS. TO PREVENT PERMANENT INDENTATION MARKS, USE THE INCLUDED ADHESIVE MOUNTING DISK WHEN MOUNTING ON SOFT DASHBOARD SURFACES.

\*If the sticky suction base becomes dirty or loses stickiness, rinse under warm water with mild liquid soap and let air dry.

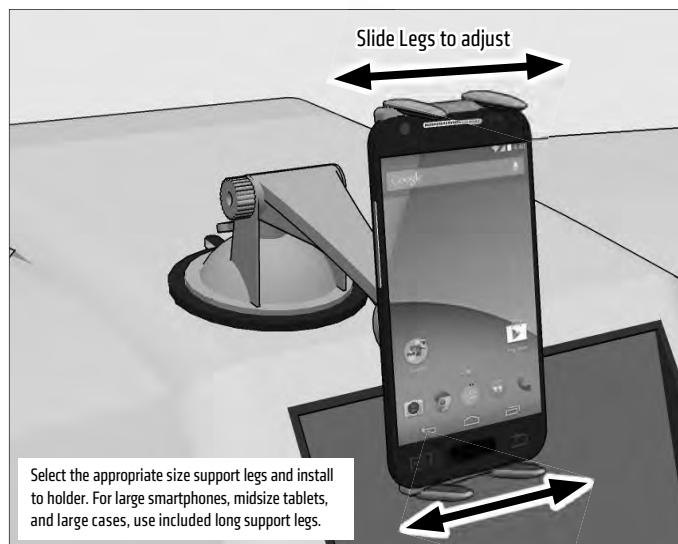
- 1 Attach mount to dash or windshield, engage suction lock. Connect holder to the mount.



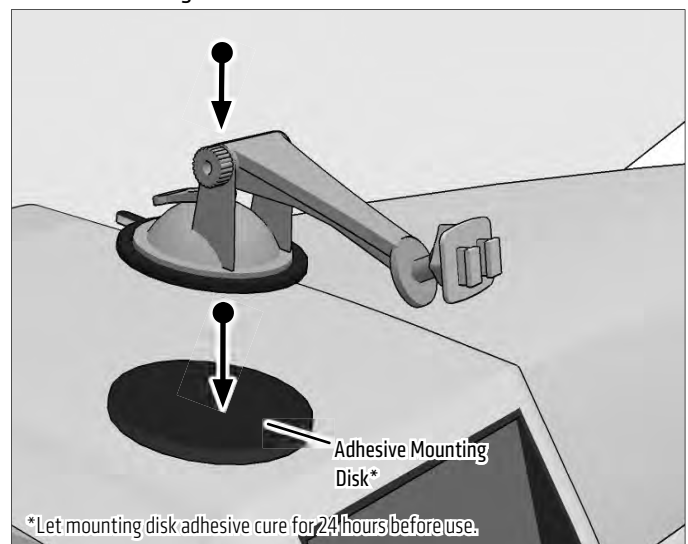
- 2 Insert device, adjust mount as needed.



- 3 Adjust support legs if necessary.



**OPTIONAL:** For use on soft vinyl or leather dashboards, use included adhesive mounting disk\*.



**Safety Precautions**

Do not install Arkon products over an air bag cover or within the air bag deployment zone. Arkon Resources, Inc. assumes no responsibility of liability for injury or death as a result of car crashes and / or air bag deployment.

Arkon is not responsible for any damages caused to your vehicle, your device, or yourself due to the installation or use of this pedestal mount.

**ARKON**  
RESOURCES INC.

The Mobile Mounting Specialists™

Consumer Hotline:

USA (800) 841-0884

INT'L (626) 254-9005

Monday - Friday 9 am - 5 pm, PST

[www.arkon.com](http://www.arkon.com)

Arcadia, CA 91006 USA

Designed in USA | Made in China

© Copyright 2015 Arkon Resources, Inc.