

# SM678 | Slim-Grip® Ultra™ Multi-Surface Sticky Suction Mount

rev.042514

## Package Contents:

SM060-2 - Slim-Grip® Ultra™ Holder  
CM078-SBH - Multi-Surface Sticky Suction Mount  
AF020 - Adhesive Mounting Disk



**SM678**  
Slim-Grip® Ultra™  
Multi-Surface Sticky  
Suction Mount

\*If the sticky suction base becomes dirty or loses stickiness, rinse under warm water and let air dry.

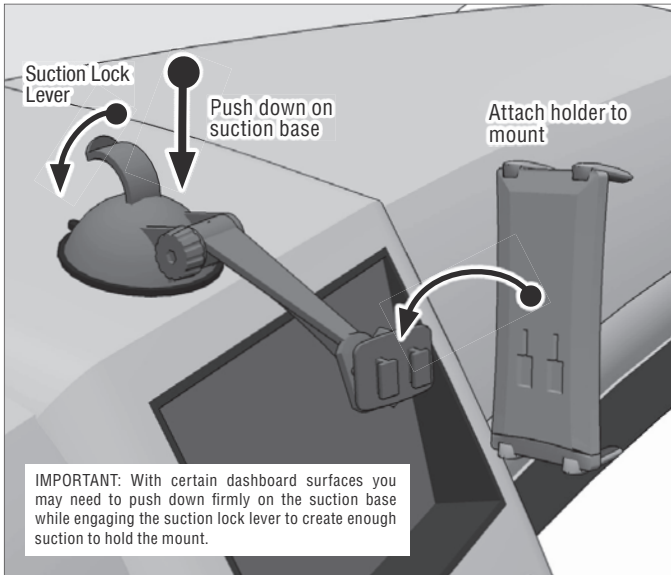
**DASHBOARD MOUNTING WARNING:** The sticky suction pedestal SHOULD NOT be used on some types of dashboards. It may leave a PERMANENT indentation on dashboard surfaces made of soft vinyl, leather, or similar materials. To prevent permanent indentation marks, use the included adhesive mounting disk when mounting on soft dashboard surfaces.

**IMPORTANT:** Select the appropriate size support legs and install to holder. For large smartphones, midsize tablets, and large cases, use included long support legs.

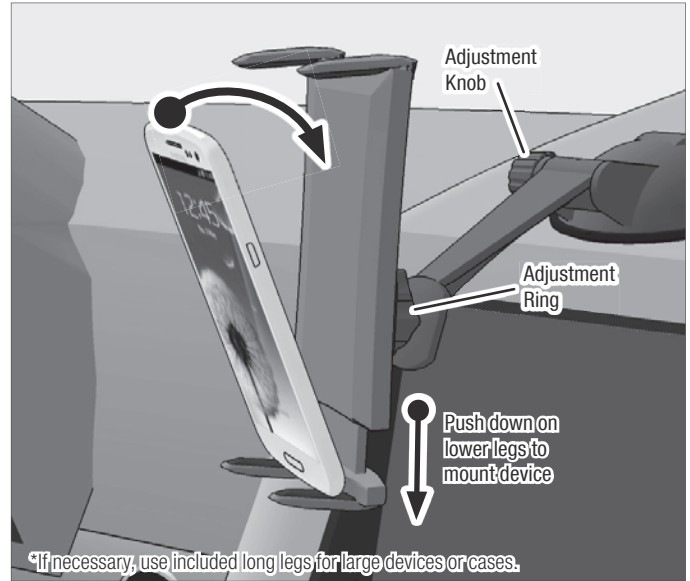
**IMPORTANT:** Some dashboards with heavily textured or porous surfaces may require you to push down on the suction base while engaging the suction lock lever to achieve the suction required to hold the mount in place.

 Do not place mount in or near an air bag deployment zone or where it will obstruct view of the road.

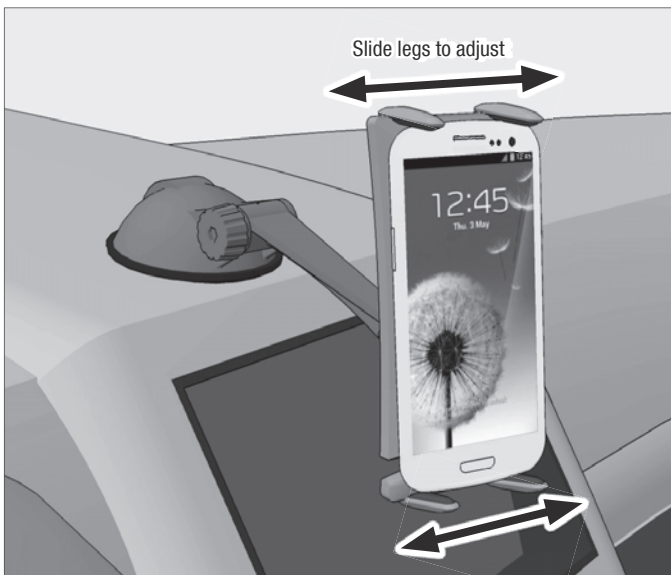
## 1 Attach mount to dash or windshield, engage suction lock. Connect holder to the mount.



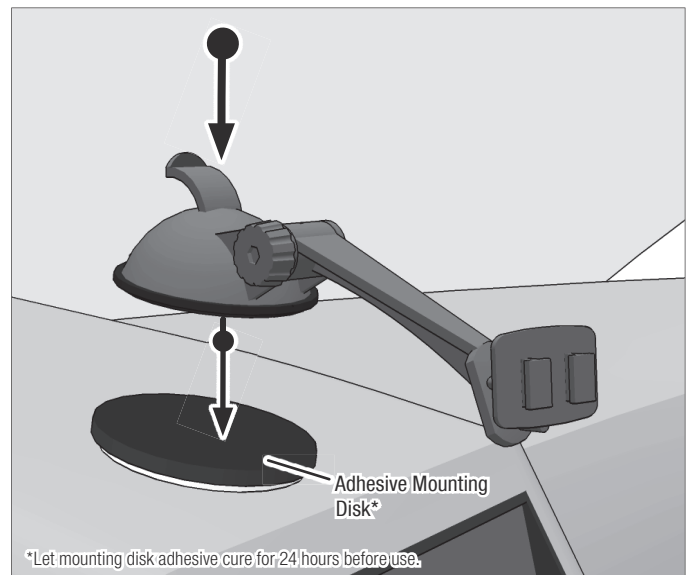
## 2 Insert device, adjust mount as needed.



## 3 Adjust support legs as needed.



## OPTIONAL: Use included adhesive disk\* for dashboard mounting.



### Safety Precautions

Arkon is not responsible for any damages caused to your vehicle, your device, or yourself due to the installation or use of this mount.

Do not install Arkon products over an air bag cover or within the air bag deployment zone. Arkon Resources, Inc. assumes no responsibility of liability for injury or death as a result of car crashes and / or air bag deployment.