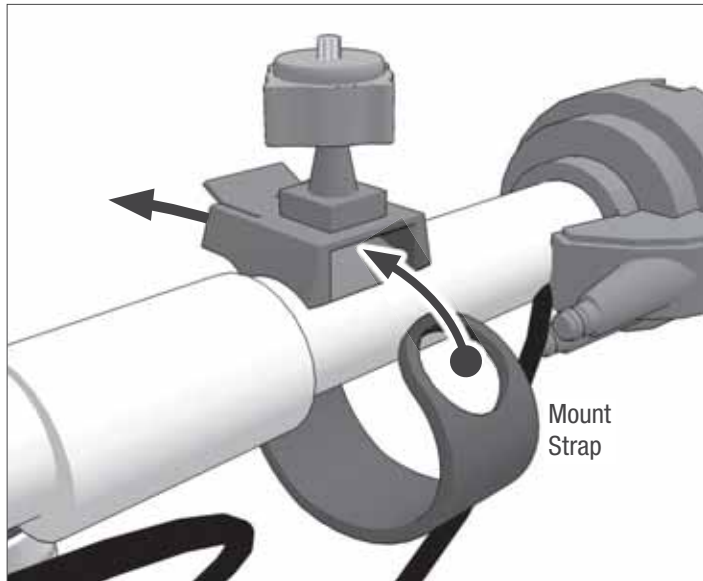


Package Contents:

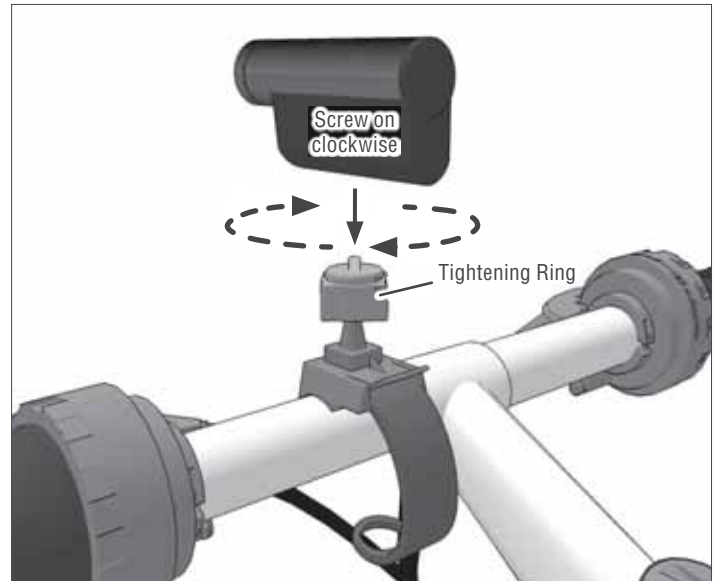


CMP134
Quick Release Strap
Mount with 1/4" 20
Camera Mounting Screw

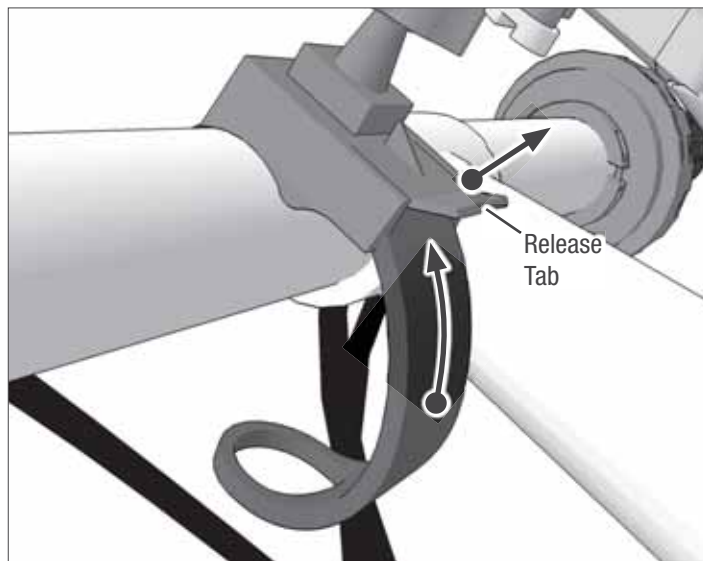
- 1 Place mount on handlebar. Wrap strap around handlebar and insert through slot on mount. Pull tightly to secure.



- 2 Attach camera or other device with 1/4" 20 Mounting Pattern to the mounting screw on the mount. Adjust the tightening ring as necessary.



- 3 Remove mount by pulling up release tab and pushing strap back through slot.



Safety Precautions

Arkon is not responsible for any damages caused to your vehicle, your device, or yourself due to the installation or use of this mount.

Do not install Arkon products over an airbag cover or within the airbag deployment zone. Arkon Resources, Inc. assumes no responsibility of liability for injury or death as a result of car crashes and / or airbag deployment.