

TTO115 | Travelmount® Windshield or Dash Mount for TomTom® ONE™ GPS



Package Contents:

- (1) CM014-2 - Windshield suction or dash mount
- (1) AP036 - Adhesive circular disc with (1) alcohol cleaning pad
- (1) APTTO - Adapter plate for TomTom ONE™ Series

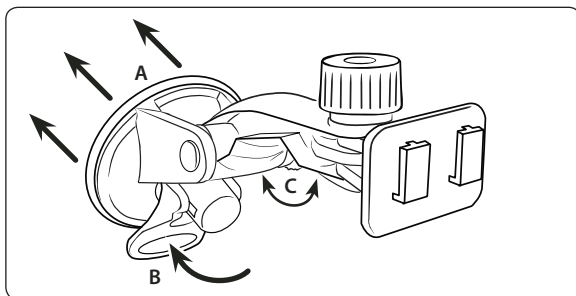
TomTom Device Compatibility:

- TomTom ONE (US Edition, US 3rd Edition)
- TomTom ONE UK / EUROPE (NEW Edition aka 2nd Edition, 3rd Edition)

! Do not place mount in or near an air bag deployment zone or where it will obstruct view of the road.

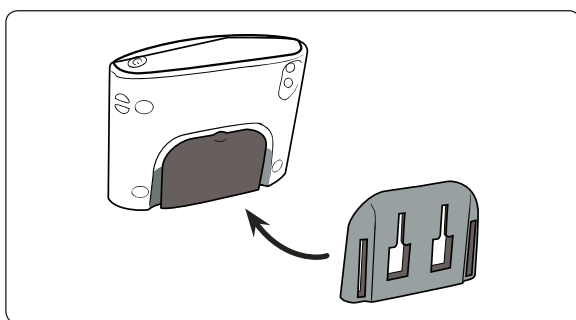
Windshield Mount Installation

- Step 1. Find a safe location on the interior of the vehicle's windshield to mount the pedestal. Firmly push the suction base (A) against the windshield and flip the base lever down (B) to the locked position. See diagram below.
- Step 2. Adjust the angle of the pedestal arm by tightening the angle adjustment knob (C) at the base to the desired angle.



TomTom ONE Adapter Plate Installation

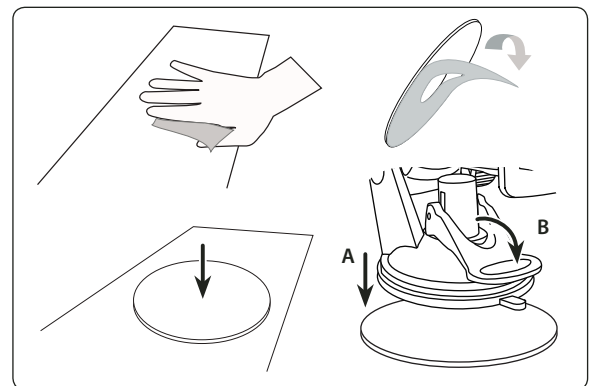
- Step 1. Slide the adapter plate up into the grooves on the back of the TomTom ONE device.



TomTom brand name and ONE product name are trademarks, or registered trademarks of TomTom International NV. Arkon Resources, Inc. is not affiliated with TomTom International NV.

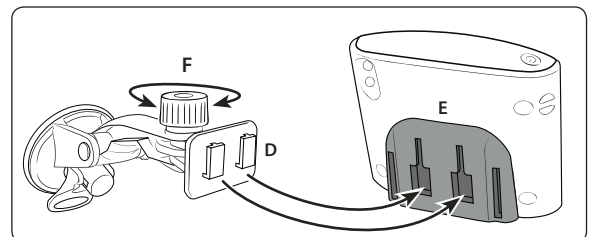
Dash or Console Mounting (Optional)

- Step 1. Find a safe location on the dash or console. Use the included alcohol pad to clean the mounting surface if necessary. Remove the paper backing on the adhesive disc and firmly press in place.
- Step 2. Place the pedestal's suction base (A) over the center of the circular disc. While firmly holding the pedestal on top of the disc, flip the base lever down (B) to the locked position.



TomTom ONE Device Attachment

- Step 1. Attach the device cradle to the mount by inserting the dual T-tabs of the mount (D) into the T-slots of the adapter plate (E). Adjust the angle of the head by tightening the head adjustment knob (F).



! Safety Precautions

Do not install Arkon products over an air bag cover or within the air bag deployment zone. Arkon Resources, Inc. assumes no responsibility of liability for injury or death as a result of car crashes and /or air bag deployment.

Arkon is not responsible for any damages caused to your car, your device, or yourself due to the installation or use of this pedestal mount.

ARKON
RESOURCES INC.

The Mobile Mounting Specialists™

Consumer Hotline:

USA (800) 841-0884

INT'L (626) 254-9005

Monday - Friday 9 am - 5 pm, PST

www.arkon.com

Arcadia, CA 91006 USA

Designed in USA | Made in Taiwan

© Copyright 2009 Arkon Resources, Inc.