

# TTGO121-USB | Powered Lighter Socket Mount for TomTom GO GPS



## Package Contents:


- (1) CM097-2-USB - 12V-24V / Lighter socket mount with mini USB power
- (1) APTTGO520 - Adapter plate for TomTom GO 520, 530, 720, 730, 920, 920T, and 930 models

## TomTom Device Compatibility:

- For use with TomTom GO - 520, 530, 720, 730, 920, 920T, and 930 models

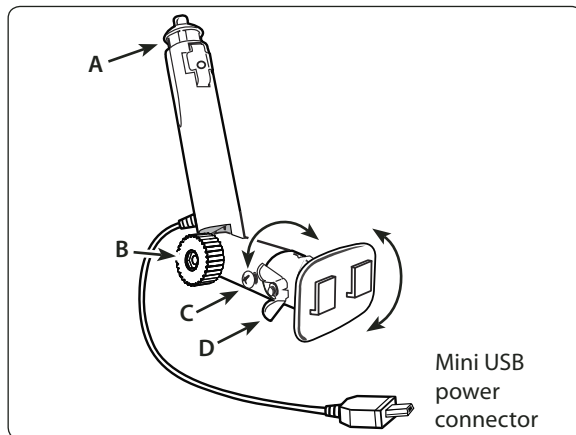
Specs: Input (12V - 24V) outlets, Output (5V, 500mA)

Make sure the power mentioned in the specs is compatible with your device prior to use.

 Do not place mount in or near an air bag deployment zone or where it will obstruct view of the road.

## Mount Installation Instructions

- Step 1. Insert the DC Power plug (A) completely into the vehicle's 12V-24V / lighter socket.
- Step 2. Adjust the angle of the pedestal arm by tightening the adjustment knob (B) to the desired placement angle.



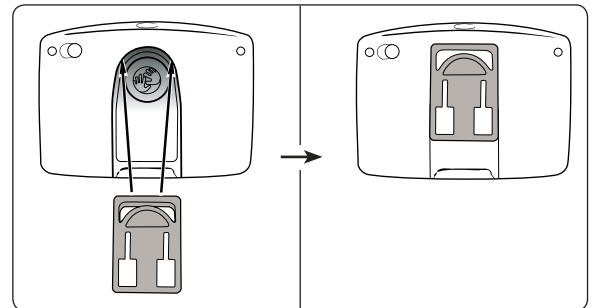
- Step 3. If necessary, adjust the rotation of the mounting head by tightening the screw (C) with a screwdriver.
- Step 4. Adjust the angle of the dual T-tab head by tightening the wing nut (D) to the desired mounting angle.

**Note:** The mini USB power connector will only power / charge your device. Inserting the power connector in a mini USB sync port will not provide power to the device.

TomTom and GO are product names, trademarks, or registered trademarks of TomTom International BV. Arkon Resources, Inc. is not affiliated with TomTom International BV.

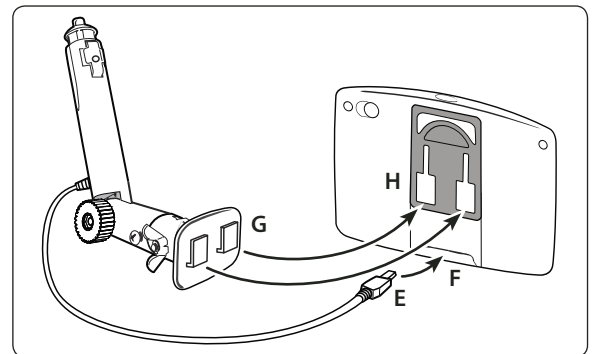
## TomTom GO Adapter Plate Installation

- Step 1. Attach the adapter plate by sliding it up into the slot on the back of the TomTom GO 520, 530, 720, 730, 920, 920T, or 930 device as shown below.



## TomTom GO Device Attachment

- Step 1. Insert the mini USB power connector (E) into the power socket (F) at the bottom of the device (Device not included, sold separately).
- Step 2. Attach the device to the pedestal by inserting the dual T-Tab of the mount head (G) into the T-slots of the adapter plate (H).



## Safety Precautions

Do not install Arkon products over an air bag cover or within the air bag deployment zone. Arkon Resources, Inc. assumes no responsibility of liability for injury or death as a result of car crashes and/or air bag deployment.

Arkon is not responsible for any damages caused to your car, your device, or yourself due to the installation or use of this pedestal mount.

**ARKON**  
RESOURCES INC.

The Mobile Mounting Specialists™

Consumer Hotline:

USA (800) 841-0884

INT'L (626) 254-9005

Monday - Friday 9am - 5pm, PST

[www.arkon.com](http://www.arkon.com)

Arcadia, CA 91006 USA

Designed in USA | Made in Taiwan

© Copyright 2009 Arkon Resources, Inc.