

SM5-TY7100G3 | Vehicle Specific Mounting Bracket with Slim-Grip™ Universal Mobile Phone Holder



Package Contents:

- (1) TY-71-00-G3 - Pro.Fit Vehicle Specific Mounting Bracket*
- (1) SM050-HPB-2 - Slim-Grip™ Universal mobile phone holder
- (1) SP-SM050-LF - Extra Long Support Legs (2 Pack) for larger phones
- (1) SP-SBH-Kit - Dual-T Head with Swivel Ball Socket & Locking Ring

Compatible with:

- Most non-flip style phones regardless of whether protective skin or sleeve (sold separately) is attached to the phone.

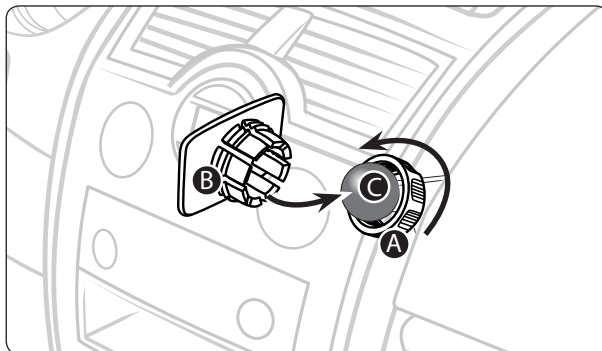
*See included Pro.Fit manual for Vehicle Specific Mounting Bracket instructions. For questions regarding installation of the Vehicle Specific Mounting Bracket, contact Pro.Fit directly at 800.388.0073.

Install the Vehicle Specific Mounting Bracket

- Step 1. See the included Pro.Fit VSM Bracket manual for instructions on installing the VSM Bracket. Arkon recommends that you have the VSM bracket professionally installed. Arkon is not responsible for any unintended damaged caused by installation of the VSM Bracket.

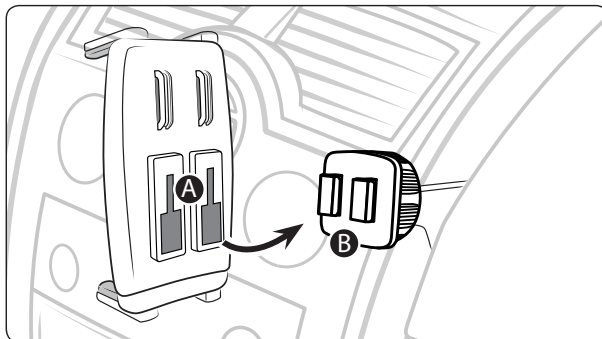
Connect Dual-T Head to VSM Bracket

- Step 1. Slip the tightening ring (A) over the VSM bracket ball. Snap the dual-T head adapter plate (B) on to the bracket ball (C). Screw the tightening ring over the adapter plate until securely holding the plate. Adjust the angle as needed.



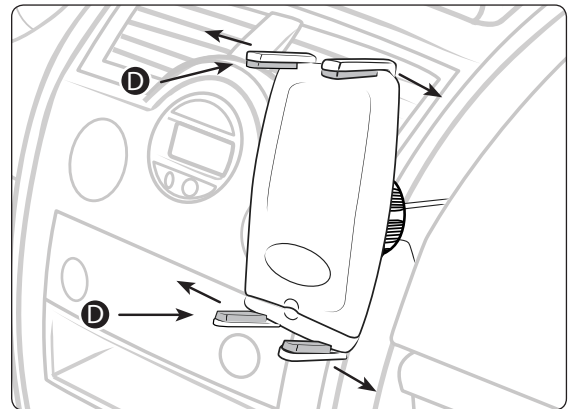
Attach Holder to Dual-T Head

- Step 1. Connect the dual T-slots (A) on holder to the dual T-tabs (B) on the pedestal head.



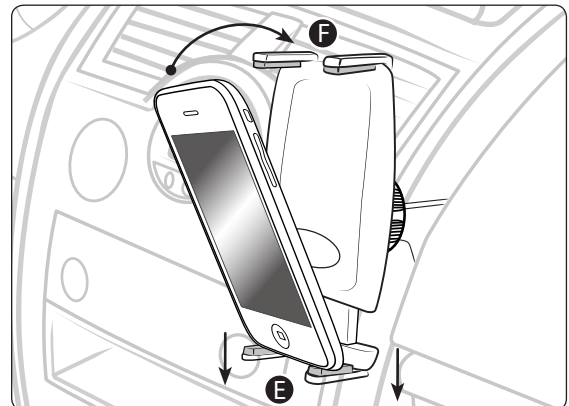
Slim-Grip™ Holder Instructions

- Step 1. If necessary, adjust the support legs (D) by sliding them laterally. These provide support for your device (sold separately).



- Step 2. Support the holder in place with your hand. Place device on the lower support legs (E) and push down with moderate pressure to activate the spring-loaded grip mechanism.

- Step 3. Slide the top of the device under the top support legs (F) until it fits snugly against the holder.



* If necessary, install the (2) extra long support legs (SP-SM050-LF) to accommodate large sized phones.

Safety Precautions

Do not install Arkon products over an air bag cover or within the air bag deployment zone. Arkon Resources, Inc. assumes no responsibility of liability for injury or death as a result of car crashes and/or air bag deployment.

Arkon is not responsible for any damages caused to your car, your device, or yourself due to the installation or use of this pedestal mount.

ARKON
RESOURCES INC. The Mobile Mounting Specialists™

Consumer Hotline:

USA (800) 841-0884

INT'L (626) 254-9005

Monday - Friday 9 am - 5 pm, PST

www.arkon.com

Arcadia, CA 91006 USA

Designed in USA | Made in the USA & China

© Copyright 2010 Arkon Resources, Inc.