

SM429-SBH | Universal Air Vent Swivel Mount with Adjustable Cradle



GN047-SBH
Air Vent Mount with
Swivel Ball Head

SM040-2
Universal
Cradle

Package Contents:

- (1) GN047-SBH - Removable air vent mount with dual-T swivel ball head
- (1) SM040-2 - Universal cradle with adjustable legs

No tools required for installation.

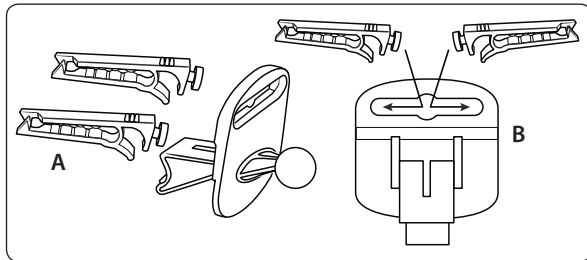
Compatible with:

- Most mobile phones, Smartphones, PDAs, smaller GPS units, and MP3 music devices.

! Use caution when adjusting the swivel head. Use caution when inserting or removing the pedestal or the phone from the cradle. Make sure that the teeth of the vent clips are open wide enough to not damage the vent fins/blades.

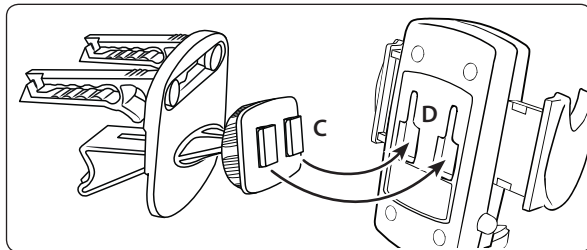
Air Vent Mount Assembly

Step 1. Attach the vent mounting clips (A) to the back of the pedestal (B) with the vent clips positioned with the flat sides facing up.



Universal Cradle Attachment

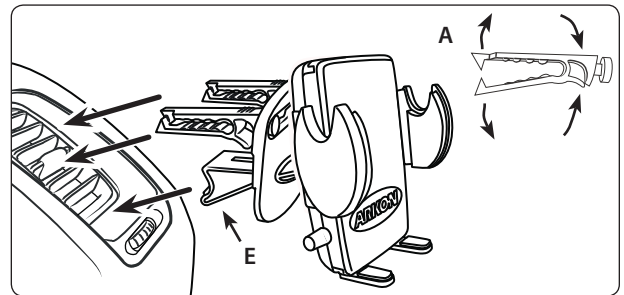
Step 1. Attach the dual T-tabs (C) on the pedestal head into the dual T-slots (D) on the back of the cradle.



Air Vent Mounting

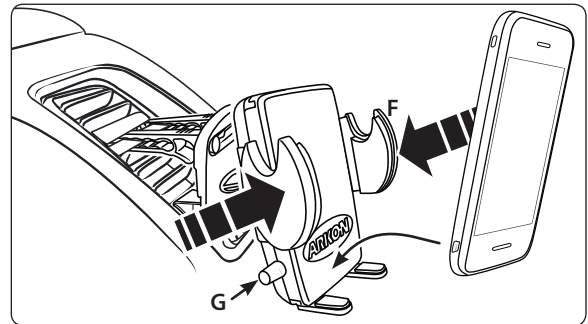
Step 1. Pinch the vent mounting clips (A) so that the teeth open and gently insert vent pedestal into vent louvres until the mounting clips are attached to the fin/blade of the vent. Adjust the support leg (E) vertically until it rests firmly along the bottom of the vent or dash surface below the vent.

...continued on next column



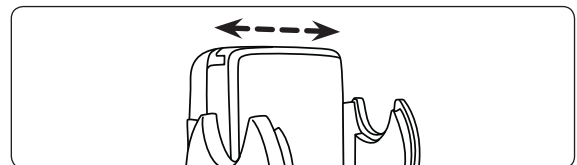
Phone Insertion and Removal from Cradle

Step 1. Place the phone or device into the cradle with the device sitting on the support legs. Clamp the grip arms (F) inward to firmly grasp the device. Press the Release button (G) to open the arms.



Universal Cradle Adjustments

Step 1. If necessary, adjust the removable support legs by sliding them laterally on top or bottom of the cradle. These will provide added support and stability for your device.



! Safety Precautions

Follow all manufacturer safety guidelines for operating your device. Failure to practice safe usage of your phone device while driving may result in damage, injury, or death. Do not install Arkon products over an air bag cover or within the air bag deployment zone.

Arkon is not responsible for any damages caused to your car, your device, or yourself due to the installation or use of this pedestal mount.

ARKON
RESOURCES INC.

The Mobile Mounting Specialists™

Consumer Hotline:

USA (800) 841-0884

INT'L (626) 254-9005

Monday - Friday 9 am - 5 pm, PST

www.arkon.com

Arcadia, CA 91006 USA

Designed in USA | Made in China and Taiwan

© Copyright 2010 Arkon Resources, Inc.