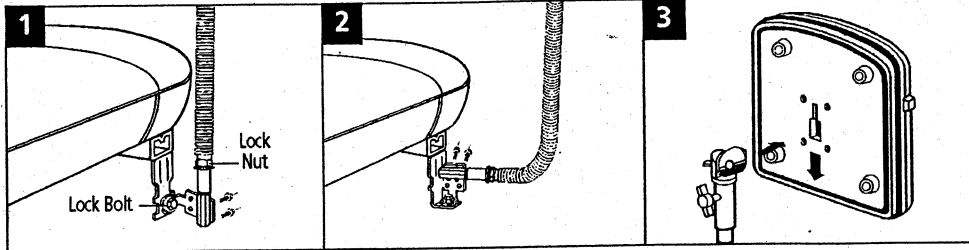


Universal CAR DVD STAND

SF240

EASY INSTALLATION

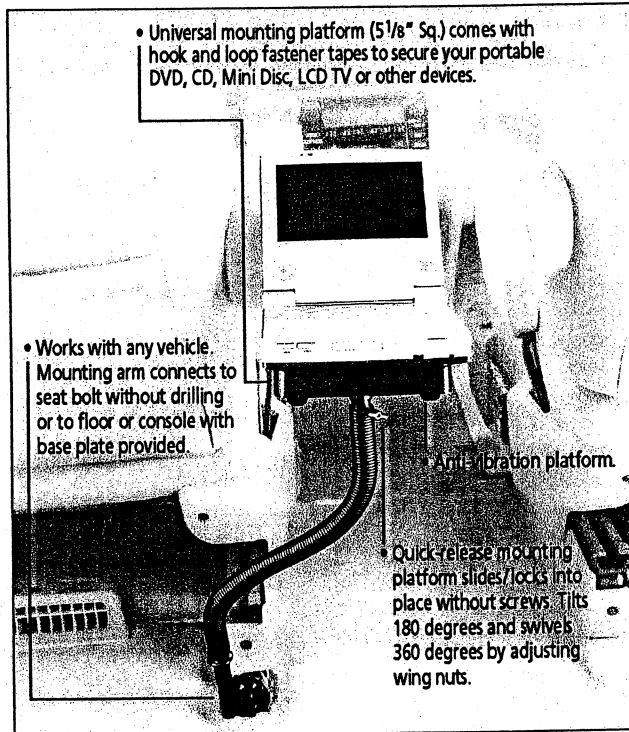
NO DRILLING REQUIRED



1. Loosen passenger side bolt nearest console, insert bracket, and re-tighten. Be sure to also tighten the lock nut.

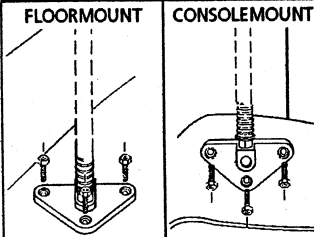
2. If necessary reposition angle of arm bracket by changing screw locations.

3. Quick release mounting platform fits onto mounting arm head and locks into place. To adjust angle of mounting plate use (A) wing nut, to swivel use (B) thumb screw.



SF240 Universal DVD-Mount is the most practical and convenient way to mount your portable DVD or CD player in the car. DVD-Mount positions your DVD player firmly at your finger tips for easy access without hindering use of the passenger seats.

OPTIONAL INSTALLATION



Also connects to floor or console with interchangeable base plate provided (requires drilling).

SAFETY PRECAUTIONS:

1. This product is designed to support mini DVD players for viewing by passengers only.
2. Only install this mounting device where it will not interfere with the driver's operation of the vehicle.

PACKAGE CONTENTS:

- Mounting Platform
- Flexible Mounting Arm
- Interchangeable Base Plate and Screws
- Fastener Tapes

ARKON
RESOURCES INC.

Arcadia, CA. 91006 U.S.A.
Made In Taiwan
Internet: www.arkon.com

Consumer Hotline
1-800-841-0884
M-F 9-5 pm PST
©Copyright 2004

