

LMCSTORM | Laptop Mobile Connect Mount for BlackBerry® Storm™



LMC200
Laptop Mount



CC008-STORM
BlackBerry Storm
Cradle

Patent Pending

Package Contents:

- (1) LMC200 - Laptop Mobile Connect mount with Dual-T Pattern
- (1) CC008 - Storm - Custom cradle for BlackBerry Storm

No tools required for installation.

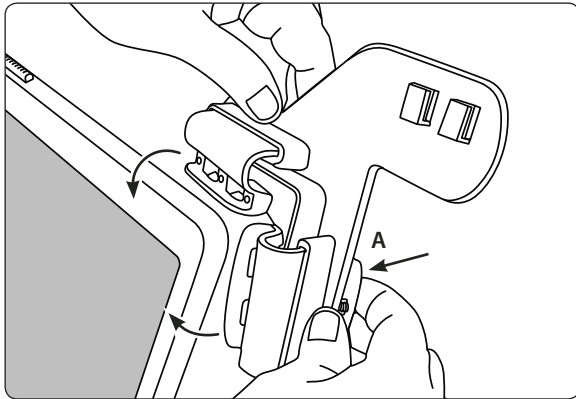
Compatible only with:

- BlackBerry Storm Smartphone

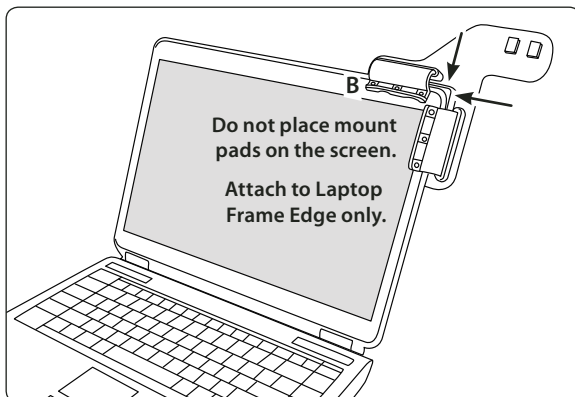
BlackBerry brand name and Storm product name are trademarks or registered trademarks of Research in Motion, Ltd.

Laptop Mount Installation

- Step 1. Lift open the screen to your laptop computer.
- Step 2. Hold the laptop mount with both hands and squeeze both spring-loaded clasps (A) forward until fully opened.

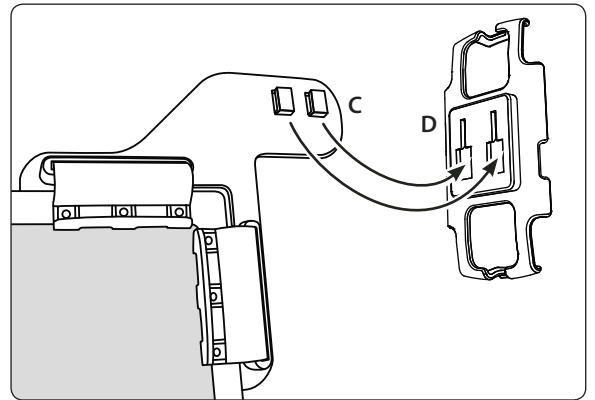


- Step 3. Slide the mount over the **upper right corner** of the laptop's screen and release the clasps. The mounting pads (B) should rest on the frame edge of the laptop's screen and **not** on the screen itself. Adjust the mount until the laptop screen is located squarely in the corner.

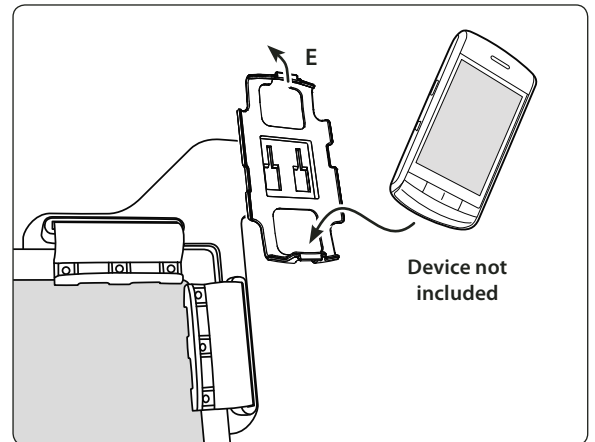


Custom Cradle Attachment and Device Insertion

- Step 1. Attach the custom cradle to the mount by inserting the dual T-tabs (C) on the mount into the dual T-slots (D) on the back of the cradle.



- Step 2. Carefully lift the security tab (E) and insert the BlackBerry Storm (not included, sold separately) into the cradle.



Note:

Arkon is not responsible for any damages caused to your laptop computer, your device, or yourself due to the installation or use of this laptop mount.

ARKON
RESOURCES INC.

The Mobile Mounting Specialists™

Consumer Hotline:

USA (800) 841-0884

INT'L (626) 254-9005

Monday - Friday 9 am - 5 pm, PST

www.arkon.com

Arcadia, CA 91006 USA

Designed and Made in USA

© Copyright 2009 Arkon Resources, Inc.