

# GN047-SBH | Air Vent Swivel Mount



GN047-SBH  
Air Vent Mount with  
Swivel Ball Head

Patent Pending

## Package Contents:

(1) GN047-SBH - Removable air vent mount with dual T swivel ball head

## Compatible with:

- All Arkon dual T-tab pattern phone cradles and adapter plates
- Most Garmin 17mm ball connections. (See website for full list.)

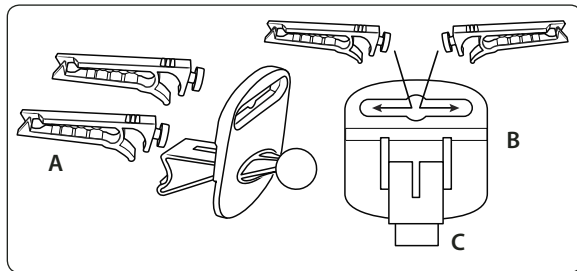


Do not place mount in or near an air bag deployment zone or where it will obstruct view of the road.

## Installation Instructions

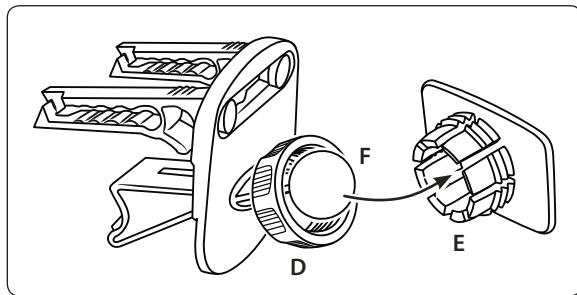
### Air Vent Mount Assembly

Step 1. Attach the vent mounting clips (A) to the back of the pedestal (B) with the vent clips positioned with the flat sides facing up.



### Swivel Ball Head Assembly Attachment

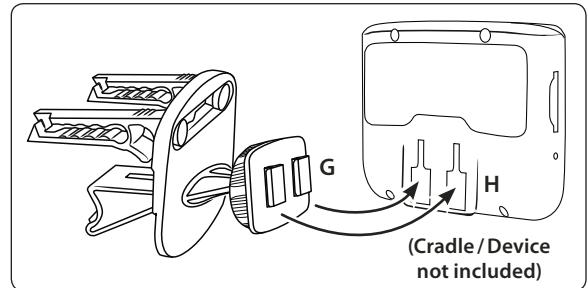
Step 1. Slip the tightening ring (D) over the air vent mount ball. Snap the dual-T head adapter plate (E) on to the mounting ball (F). Screw the tightening ring over the adapter plate until securely holding the plate. Swivel to adjust the angle of the dual-T head.



### Attach Device or Cradle to Air Vent Mount

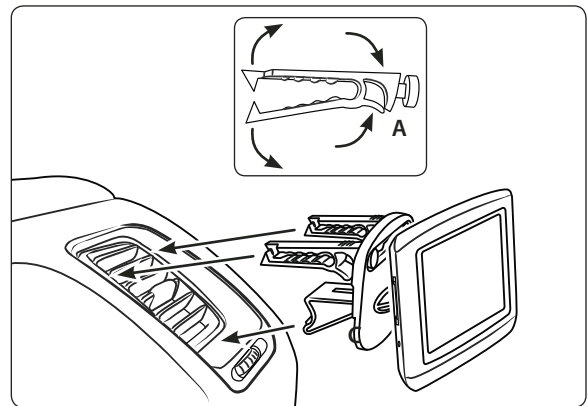
Step 1. Attach your cradle or device (not included, sold separately) to the dual-T head by inserting the dual-T tabs (G) into the dual T-slots (H) on the back of the cradle or device.

*Continued on next column...*



### Insertion of Mount Assembly into Air Vent

Step 1. Pinch the vent mounting clips (A) so that the teeth open and gently insert vent pedestal into vent louvres until the mounting clips are attached to the fin/blade of the vent. Adjust the support leg (C) vertically until it rests firmly along the bottom of the vent or dash surface below the vent.



### Attaching a Garmin Device to Pedestal

Step 1. Do not attach the swivel ball head assembly. Attach your Garmin device to the ball head by firmly inserting the ball head (I) into the cavity (J) in the back of the device. Follow the instructions above for insertion into air vent louvres.

All brand names and product names are trademarks or registered trademarks of their respective owners. Arkon Resources, Inc. is not affiliated with these companies.



## Safety Precautions

Follow all manufacturer safety guidelines for operating your device. Failure to practice safe usage of GPS device while driving may result in damage, injury, or death.

Arkon is not responsible for any damages caused to your car, your device, or yourself due to the installation or use of this pedestal mount.

**ARKON**<sup>®</sup>  
**RESOURCES INC.** The Mobile Mounting Specialists™

Consumer Hotline:  
USA (800) 841-0884  
INT'L (626) 254-9005  
Monday - Friday 9 am - 5 pm, PST

**www.arkon.com**  
Arcadia, CA 91006 USA

Designed in USA | Made in China and Taiwan  
© Copyright 2009 Arkon Resources, Inc.