

BBSTORM111 | Sun Visor Mount for BlackBerry® Storm™



CM011-2
Sun Visor Mount

Patent Pending



CC008-STORM
Custom Cradle for
BlackBerry Storm

Package Contents:

- (1) CM011-2 - Sun visor mount
- (1) CC008-STORM - Custom cradle for BlackBerry Storm

Compatible with:

- BlackBerry Storm smartphone

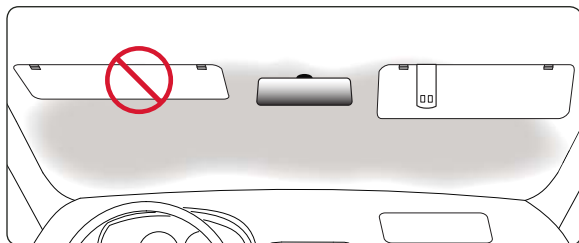


Note: Arkon strongly recommends using the visor mount on the passenger side sun visor. Using this mount on the driver's side visor will reduce the driver's view of the road.

Do not place device car charger cords in or near an air bag deployment zone.

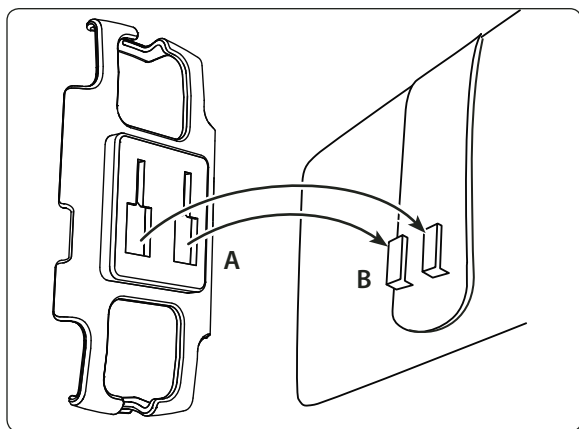
Sun Visor Mounting

- Step 1. Lower the passenger side sun visor and place the clip mount over the top of the visor. Slide the mount left or right to adjust the location on the visor.



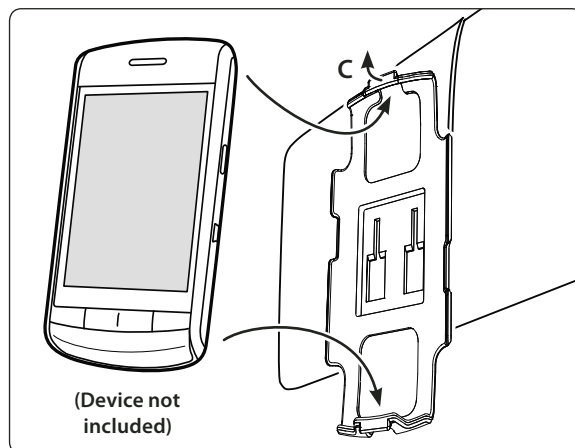
Connect BlackBerry Storm Cradle to Pedestal

- Step 1. Connect the dual T-slots (A) on the back of the custom Storm cradle to the dual T-tabs (B) on the sun visor mount.



Storm Insertion and Removal from Cradle

- Step 1. Raise and hold the top catch (C) while gently inserting the Storm device (not included, sold separately) into the cradle.



BlackBerry brand name and Storm product name are trademarks or registered trade-marks of Research in Motion, Ltd. Arkon Resources, Inc. is not affiliated with Research in Motion, Ltd.



Safety Precautions

Follow all manufacturer safety guidelines for operating your device. Failure to practice safe usage of GPS or smartphone devices while driving may result in damage, injury, or death.

Arkon is not responsible for any damages caused to your car, your device, or yourself due to the installation or use of this pedestal mount.

ARKON
RESOURCES INC.

The Mobile Mounting Specialists™

Consumer Hotline:

USA (800) 841-0884

INT'L (626) 254-9005

Monday - Friday 9 am - 5 pm, PST

www.arkon.com

Arcadia, CA 91006 USA

Designed in USA | Made in China

© Copyright 2009 Arkon Resources, Inc.