

PTM129-SRVC & BBP129-SRVC | Swivel Vent Mount

PTM129-SRVC



CM047-S2



CC002-Palm

Compatibility: (not complete)



- Palm Treo 650 -HP iPAQ 6815 -XDA Atom Exec
- Palm Treo 680 -HP iPAQ 6818 -Dopod 818 Pro
- Palm Treo 700W -HP iPAQ 6828 -Dopod 810
- Palm Treo 700P -HTC P3600 -i-Mate JAMin
- Palm Treo 750 -HTC Neo

BBP129-SRVC



CM047-S2



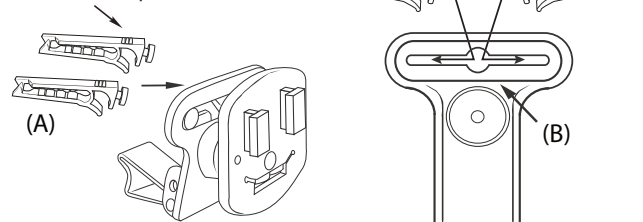
CC003-BBP

Compatibility:



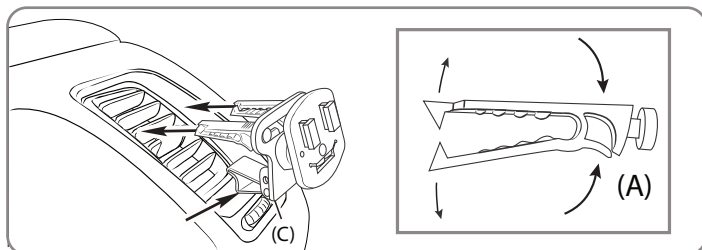
- Blackberry Pearl 8100

Flat side face up



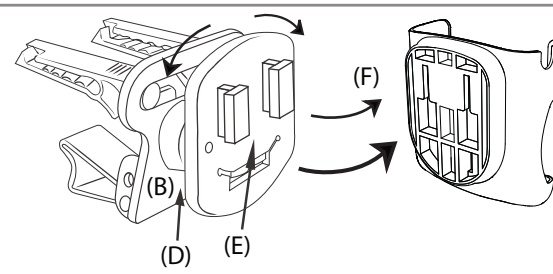
Pedestal Assembly

Step 1. Attach the vent mounting clips (A) to the back of the pedestal (B) with the vent clips positioned with the flat sides facing up.



Insertion of Pedestal into the Air Vent

Step 1. Pinch the vent mounting clips (A) so that the teeth open and gently insert vent pedestal into vent louvres until the mounting clips are attached to the fin/blade of the vent. Adjust the support leg (C) vertically until it rests firmly along the bottom of the vent or dash surface below the vent.



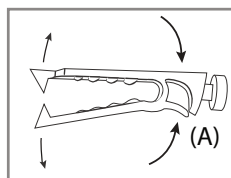
Pedestal Adjustment & Device Cradle Installation

Step 1. Adjust the swivel angle of the pedestal head by firmly holding the back of the pedestal (B), pulling out the pedestal head and twisting to the desired angle. Adjust the lateral angle of the pedestal head (E) by simply twisting the head on the pivot axis (D).



Use caution when adjusting the swivel movement to avoid damaging your air vents.

Step 2. Attach the device cradle to the pedestal by inserting the dual T-Tabs of the pedestal (E) into the T-slots of the cradle (F).



Pedestal Removal

Step 1. Remove the device from the vent mount assembly.

Step 2. Pinch the vent clips (A) so that the teeth open.

Step 3. Carefully slide the pedestal from the vent/blade. Make sure the teeth of the vent clips are open enough so as not to damage the vent.



Safety Precautions

Do not install Arkon products over an air bag cover or within the air bag deployment zone. Arkon Resources, Inc. assumes no responsibility of liability for injury or death as a result of car crashes and/or air bag deployment.

Arkon Resources, Inc. is not responsible for any damages caused to your car, your device, or yourself due to the installation or use of the pedestal mount.



The Mobile Mounting Specialists™

Consumer Hotline:
 (USA) (800) 841-0884
 (INT'L) (626) 254-9005
 Mon-Fri. 9am-5pm, PST

www.arkon.com
 Arcadia, CA 91006 USA
 Made in Taiwan

© Copyright 2007 Arkon Resources, Inc.