

BBBOLD111 | Sun Visor Mount for BlackBerry® Bold™ 9000



CM011-2
Sun Visor Mount

Patent Pending



CC007-BOLD
Custom Cradle
for BlackBerry Bold

Package Contents:

- (1) CM011-2 - Sun visor mount
- (1) CC007-BOLD - Custom cradle for BlackBerry Bold 9000

Compatible with:

- BlackBerry Bold 9000 smartphone



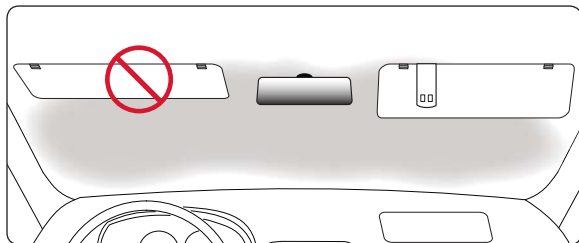
Note: Arkon strongly recommends using the visor mount on the passenger side sun visor. Using this mount on the driver's side visor will reduce the driver's view of the road.

Do not place device car charger cords in or near an air bag deployment zone.

BlackBerry brand name and Bold product name are trademarks or registered trade-marks of Research in Motion, Ltd. Arkon Resources, Inc. is not affiliated with Research in Motion, Ltd.

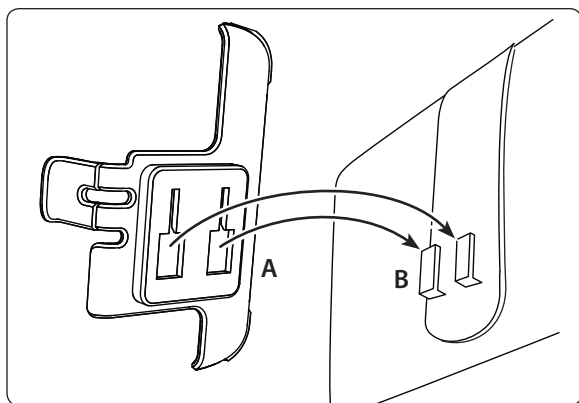
Sun Visor Mounting

- Step 1. Lower the passenger side sun visor and place the clip mount over the top of the visor. Slide the mount left or right to adjust the location on the visor.



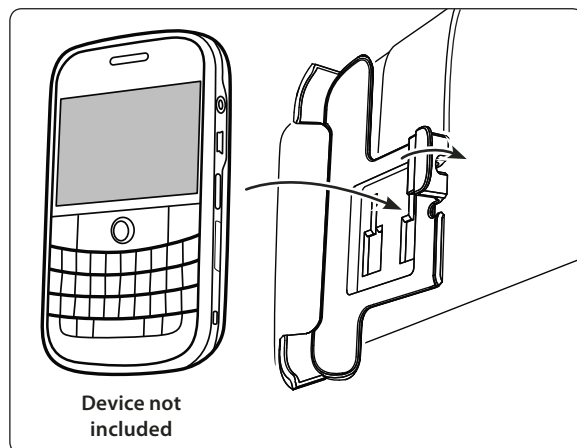
Connect BlackBerry Bold Cradle to Pedestal

- Step 1. Connect the dual T-slots (A) on the back of the custom Bold cradle to the dual T-tabs (B) on the sun visor mount.



Bold Insertion and Removal from Cradle

- Step 1. Push and hold the right thumb tab (C) while gently inserting the Bold device (not included, sold separately) into the cradle.



Safety Precautions

Follow all manufacturer safety guidelines for operating your device. Failure to practice safe usage of GPS or smartphone devices while driving may result in damage, injury, or death.

Arkon is not responsible for any damages caused to your car, your device, or yourself due to the installation or use of this pedestal mount.

ARKON[®]
RESOURCES INC.

The Mobile Mounting Specialists™

Consumer Hotline:

USA (800) 841-0884

INT'L (626) 254-9005

Monday - Friday 9 am - 5 pm, PST

www.arkon.com

Arcadia, CA 91006 USA

Designed in USA | Made in China

© Copyright 2009 Arkon Resources, Inc.