

# BB229-SBH | Air Vent Swivel Mount for BlackBerry® Curve™, Tour™, Bold™ 9650 and 9700




## Package Contents:


- (1) GN047-SBH - Removable air vent with dual T swivel ball head
- (1) CC001-BB - Custom holder for BlackBerry Curve, Tour, Bold 9650 and 9700

## Compatible with:

- BlackBerry Curve, Tour, Bold 9650 and 9700 Series Smartphones

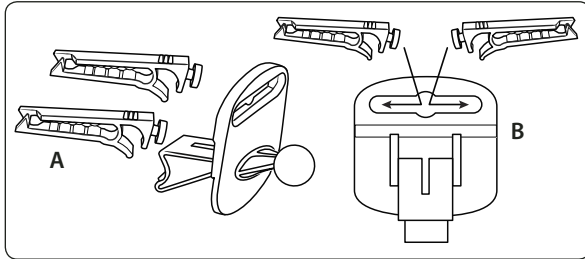
BlackBerry brand name and Tour, Curve and Bold product names are trademarks or registered trademarks of Research in Motion, Ltd.

 Do not place mount in or near an air bag deployment zone or where it will obstruct view of the road.

 Use caution when adjusting the swivel movement to avoid damaging your air vents.

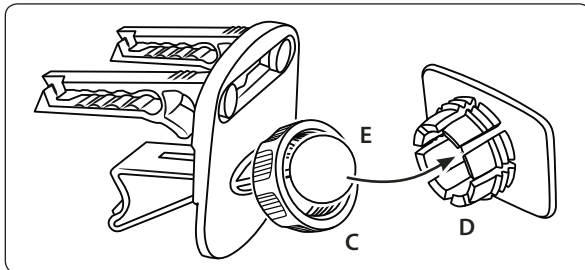
## Air Vent Mount Assembly

Step 1. Attach the vent mounting clips (A) to the back of the pedestal (B) with the vent clips positioned with the flat sides facing up.



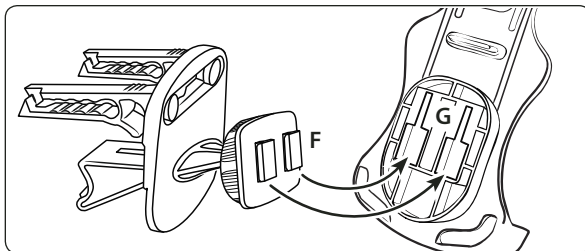
## Swivel Ball Head Assembly Attachment

Step 1. Slip the tightening ring (C) over the air vent mounting ball. Snap the dual-T head adapter plate (D) on to the mounting ball (E). Screw the tightening ring over the adapter plate until securely holding the plate. Swivel to adjust the angle of the dual-T head.



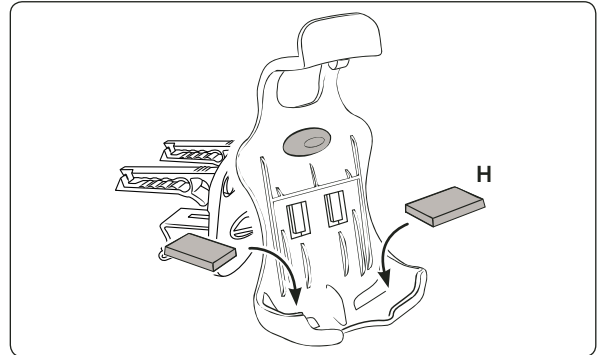
## BlackBerry Curve Holder Attachment

Step 1. Attach the dual T-tabs (F) on the pedestal head into the dual T-slots (G) on the back of the BlackBerry Curve holder.

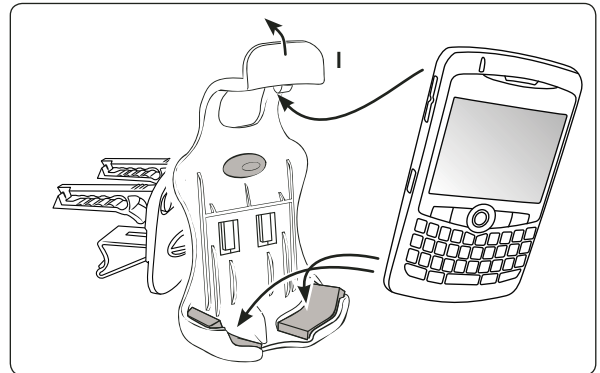


## BlackBerry Holder Adjustment and Insertion

Step 1. Insert adhesive pads (H) at the holder base as shown so the device can fit securely.



Step 2. Place the bottom of the BlackBerry Curve (sold separately, device not included) on the pads and lift up on the large tab (I) at the top of the holder. Gently push the top of the device into the holder and lower the tab to secure.



## Safety Precautions

Follow all manufacturer safety guidelines for operating your device. Failure to practice safe usage of GPS device while driving may result in damage, injury, or death. Do not install Arkon products over an air bag cover or within the air bag deployment zone.

Arkon is not responsible for any damages caused to your car, your device, or yourself due to the installation or use of this pedestal mount.

**ARKON®**  
**RESOURCES INC.**

The Mobile Mounting Specialists™

Consumer Hotline:

USA (800) 841-0884

INT'L (626) 254-9005

Monday - Friday 9 am - 5 pm, PST

[www.arkon.com](http://www.arkon.com)

Arcadia, CA 91006 USA

Designed in USA | Made in China & Taiwan

© Copyright 2010 Arkon Resources, Inc.