

# APGN-VSM | VSM 4 Hole AMPS Adapter Mount for Garmin® Nüvi™ Series



AP032  
Dual-T to 4-hole  
AMPS Adapter plate

Patent Pending



AP2T17MM  
Adapter Plate  
for Garmin Nüvi

## Package Contents:

- (1) AP2T17MM - Dual-T to Garmin Nüvi pattern adapter plate
- (1) AP032 - Dual-T to 4-hole AMPS adapter plate with screws and nuts

## Compatible with:

- Garmin Nüvi: 200, 200w, 205, 205w, 250, 250w, 255, 255w, 260, 260w, 265T, 265WT, 270, 275T, 285WT, 300, 300T, 310, 310T, 350, 360, 360T, 370, 370T, 500, 550, 600, 610, 650, 660, 670, 680, 710, 750, 755T, 760, 760T, 765T, 770, 775T, 780, 785T, 850, 855 860, 880, 885T, 1200, 1250, 1260T, 1300, 1350, 1350T, 1370T, 1390T, 1450, 1490T, 1690, 5000
- Garmin StreetPilot models c310, c340, c510, c530, c550, c580



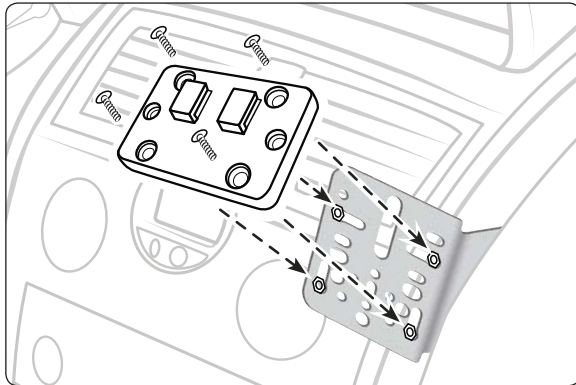
Do not place mount in or near an air bag deployment zone.

## Console Mounting VSM Bracket

Step 1. Find a safe location on the console to install the vehicle specific mount (VSM) sold by other manufacturers. The VSM bracket is not included in this kit. Follow the manufacturers instructions for installing VSM bracket.

## Connect Adapter plate to VSM Bracket

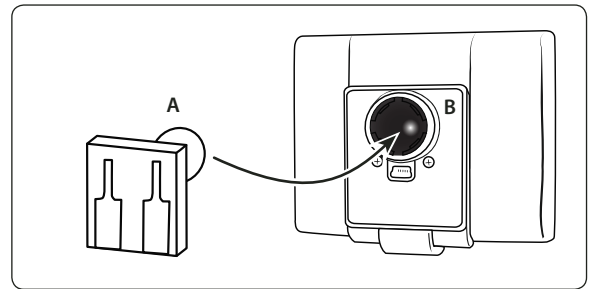
Step 1. Place the Dual-T to 4-hole AMPS adapter plate against the VSM bracket. Using a screwdriver, tighten the screws into the nuts behind the adapter plate. See diagram below.



Garmin brand name and Nüvi and StreetPilot product names are trademarks or registered trademarks of Garmin International. Arkon Resources, Inc. is not affiliated with Garmin International.

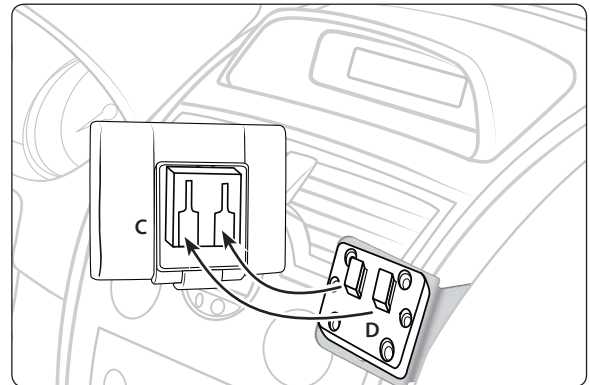
## Connect Adapter Plate to Garmin Device

Step 1. Slide the adapter plate ball (A) into the cavity (B) on the back of the Garmin Nüvi series device (not included, sold separately).



## Connect Garmin Device to Pedestal

Step 1. Connect the dual T-slots (C) on Garmin adapter plate to the dual T-tabs (D) on the dual-T to 4-hole AMPS adapter plate.



## Safety Precautions

Do not install Arkon products over an air bag cover or within the air bag deployment zone. Arkon Resources, Inc. assumes no responsibility of liability for injury or death as a result of car crashes and/or air bag deployment.

Arkon is not responsible for any damages caused to your car, your device, or yourself due to the installation or use of this pedestal mount.

**ARKON**  
RESOURCES INC.

The Mobile Mounting Specialists™

Consumer Hotline:

USA (800) 841-0884

INT'L (626) 254-9005

Monday - Friday 9 am - 5 pm, PST

[www.arkon.com](http://www.arkon.com)

Arcadia, CA 91006 USA

Designed in USA | Made in Taiwan

© Copyright 2010 Arkon Resources, Inc.